

ANEXOS

Resultados de las elecciones sindicales
Evolución de la afiliación

Informe general, aprobado el 3 de mayo de 2017 - 3er Congreso FSC-CCOO

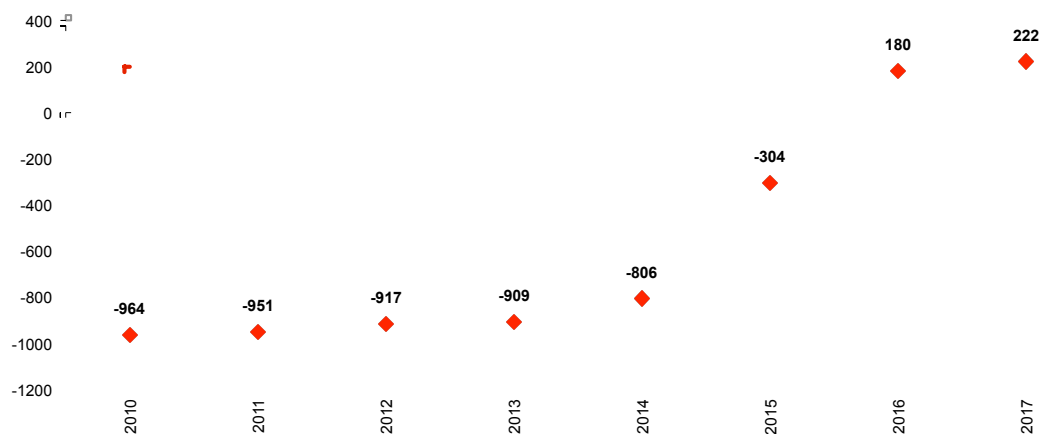
| FSC | Cómputo dinámico a 01/03/2013 | | | | | | | | | | | Cómputo dinámico 31/03/2017 | | | | | | | | | | | CCOO % REPRESENTATIVIDAD | | DIF 2017-2013 |
|-----------------------------|-------------------------------|--------------|--------------|-------------|-------------|-------------|-------------|-------------|------------|-------------|--------------|-----------------------------|--------------|--------------|-------------|-------------|-------------|------------|-------------|------------|-------------|--------------|--------------------------|--------|---------------|
| | Actas | CCOO | UGT | CSIF | USO | CGT | CIG | ELA | LAB | RESTO | Totales | Actas | CCOO | UGT | CSIF | USO | CGT | CIG | ELA | LAB | RESTO | Totales | 2013 | 2017 | |
| | ADMINISTRACION AUTONOMICA | 1301 | 1757 | 1752 | 991 | 97 | 116 | 158 | 143 | 86 | 1488 | 6588 | 1171 | 1655 | 1596 | 943 | 81 | 131 | 136 | 156 | 114 | 1526 | 6338 | 26,67 | |
| ADMINISTRACION DE JUSTICIA | 112 | 238 | 105 | 239 | 33 | 2 | 10 | 14 | 12 | 223 | 876 | 75 | 162 | 72 | 204 | 28 | 1 | 6 | 15 | 12 | 248 | 748 | 27,17 | 21,66 | -5,51 |
| ADMINISTRACION DEL ESTADO | 1048 | 1319 | 1211 | 986 | 519 | 200 | 81 | 41 | 10 | 819 | 5186 | 485 | 774 | 660 | 806 | 292 | 191 | 57 | 36 | 10 | 805 | 3631 | 25,43 | 21,32 | -4,12 |
| ADMINISTRACION LOCAL | 6491 | 7145 | 7785 | 2781 | 405 | 320 | 282 | 685 | 366 | 2850 | 22619 | 6230 | 6658 | 6691 | 2846 | 365 | 381 | 336 | 654 | 387 | 3091 | 21409 | 31,59 | 31,10 | -0,49 |
| AEREO | 915 | 829 | 908 | 4 | 367 | 90 | 5 | 19 | 16 | 671 | 2909 | 828 | 762 | 736 | 14 | 323 | 94 | 8 | 14 | 13 | 732 | 2696 | 28,50 | 28,26 | -0,23 |
| CARRETERA | 4799 | 3837 | 4275 | 123 | 355 | 116 | 170 | 280 | 137 | 904 | 10197 | 4020 | 3448 | 3591 | 127 | 352 | 170 | 162 | 282 | 134 | 996 | 9262 | 37,63 | 37,23 | -0,40 |
| CICLO INTEGRAL DEL AGUA | 550 | 410 | 598 | 39 | 41 | 13 | 25 | 25 | 13 | 112 | 1276 | 520 | 437 | 514 | 43 | 32 | 24 | 17 | 17 | 11 | 103 | 1198 | 32,13 | 36,48 | 4,35 |
| EXTERIOR | 1 | 1 | 0 | 0 | 0 | 0 | 0 | 0 | 0 | 0 | 1 | 1 | 1 | 0 | 0 | 0 | 0 | 0 | 0 | 0 | 0 | 1 | 100,00 | 100,00 | 0,00 |
| FERROVIARIO | 527 | 568 | 675 | 4 | 9 | 155 | 9 | 23 | 17 | 378 | 1838 | 539 | 469 | 589 | 6 | 9 | 162 | 2 | 28 | 16 | 368 | 1649 | 30,90 | 28,44 | -2,46 |
| INTERVENCION SOCIAL | 130 | 129 | 98 | 0 | 11 | 11 | 6 | 5 | 0 | 21 | 281 | 143 | 121 | 101 | 0 | 11 | 14 | 9 | 5 | 0 | 39 | 300 | 45,91 | 40,33 | -5,57 |
| MAR | 1016 | 782 | 578 | 7 | 21 | 68 | 42 | 63 | 55 | 364 | 1980 | 797 | 650 | 507 | 16 | 32 | 58 | 45 | 40 | 46 | 337 | 1731 | 39,49 | 37,55 | -1,94 |
| MEDIOS DE COMUNICACION | 1983 | 1903 | 1528 | 98 | 96 | 156 | 99 | 201 | 94 | 518 | 4693 | 1798 | 1749 | 1293 | 97 | 80 | 181 | 109 | 228 | 101 | 435 | 4273 | 40,55 | 40,93 | 0,38 |
| O.N.C.E. | 171 | 155 | 1042 | 16 | 6 | 0 | 1 | 2 | 2 | 7 | 1231 | 150 | 119 | 972 | 18 | 4 | 7 | 1 | 0 | 2 | 2 | 1125 | 12,59 | 10,58 | -2,01 |
| PAPEL GRAFICAS Y FOTOGRAFIA | 1671 | 1677 | 1361 | 25 | 99 | 83 | 60 | 183 | 119 | 270 | 3877 | 1220 | 1399 | 1081 | 25 | 82 | 69 | 46 | 135 | 111 | 243 | 3191 | 43,26 | 43,84 | 0,59 |
| POSTAL | 351 | 618 | 512 | 200 | 26 | 170 | 32 | 28 | 25 | 204 | 1815 | 346 | 550 | 446 | 178 | 21 | 186 | 28 | 18 | 18 | 219 | 1664 | 34,05 | 33,05 | -1,00 |
| SIN INFORMACION | 16 | 7 | 10 | 1 | 5 | 0 | 0 | 0 | 5 | 0 | 28 | 17 | 12 | 11 | 0 | 5 | 0 | 2 | 0 | 0 | 2 | 32 | 25,00 | 37,50 | 12,50 |
| TELECOMUNICACIONES | 569 | 743 | 665 | 26 | 33 | 190 | 21 | 16 | 9 | 324 | 2027 | 595 | 713 | 681 | 50 | 65 | 198 | 18 | 22 | 7 | 376 | 2130 | 36,66 | 33,47 | -3,18 |
| VARIOS SIN CLASIFICAR | 688 | 662 | 618 | 2 | 62 | 75 | 0 | 0 | 0 | 212 | 1631 | 329 | 395 | 387 | 7 | 16 | 25 | 1 | 5 | 0 | 118 | 954 | 40,59 | 41,40 | 0,82 |
| Total | 22339 | 22780 | 23721 | 5542 | 2185 | 1765 | 1001 | 1728 | 966 | 9365 | 69053 | 19264 | 20074 | 19928 | 5380 | 1798 | 1892 | 983 | 1655 | 982 | 9640 | 62332 | | | |

* Los datos están extraídos de SIC y, por ello, son dinámicos. Pese a sus posibles variaciones, no se modifican las conclusiones extraídas de los mismos.

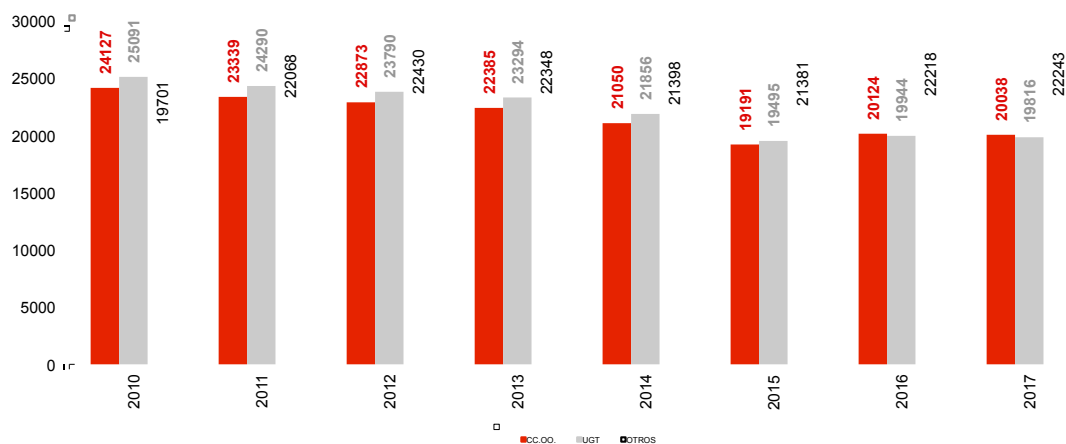
Evolución representación sindical de CCOO, UGT y OTROS - Total Estado

| Fecha | Totales | | CC.OO. | | UGT | | Diferencia CC.OO. - UGT | | Otros | |
|----------|---------|--------------|--------------|-------|--------------|-------|----------------------------|-------|--------------|-------|
| | Actas | Delegados/as | Delegados/as | % | Delegados/as | % | Delegados/as | % | Delegados/as | % |
| 31/12/10 | 25.313 | 68919 | 24127 | 35,01 | 25091 | 36,41 | -964 | -1,4 | 19701 | 28,59 |
| 31/12/11 | 21.893 | 69697 | 23339 | 33,49 | 24290 | 34,85 | -951 | -1,36 | 22068 | 31,66 |
| 31/12/12 | 22.286 | 69093 | 22873 | 33,1 | 23790 | 34,43 | -917 | -1,33 | 22430 | 32,46 |
| 31/12/13 | 22.557 | 68027 | 22385 | 32,91 | 23294 | 34,24 | -909 | -1,34 | 22348 | 32,85 |
| 31/12/14 | 21.889 | 64304 | 21050 | 32,74 | 21856 | 33,99 | -806 | -1,25 | 21398 | 33,28 |
| 31/12/15 | 17.612 | 60067 | 19191 | 31,95 | 19495 | 32,46 | -304 | -0,51 | 21381 | 35,6 |
| 31/12/16 | 19.081 | 62286 | 20.124 | 32,31 | 19944 | 32,02 | 180 | 0,29 | 22218 | 35,67 |
| 15/3/17 | 19.095 | 62097 | 20.038 | 32,27 | 19816 | 31,91 | 222 | 0,36 | 22243 | 35,82 |

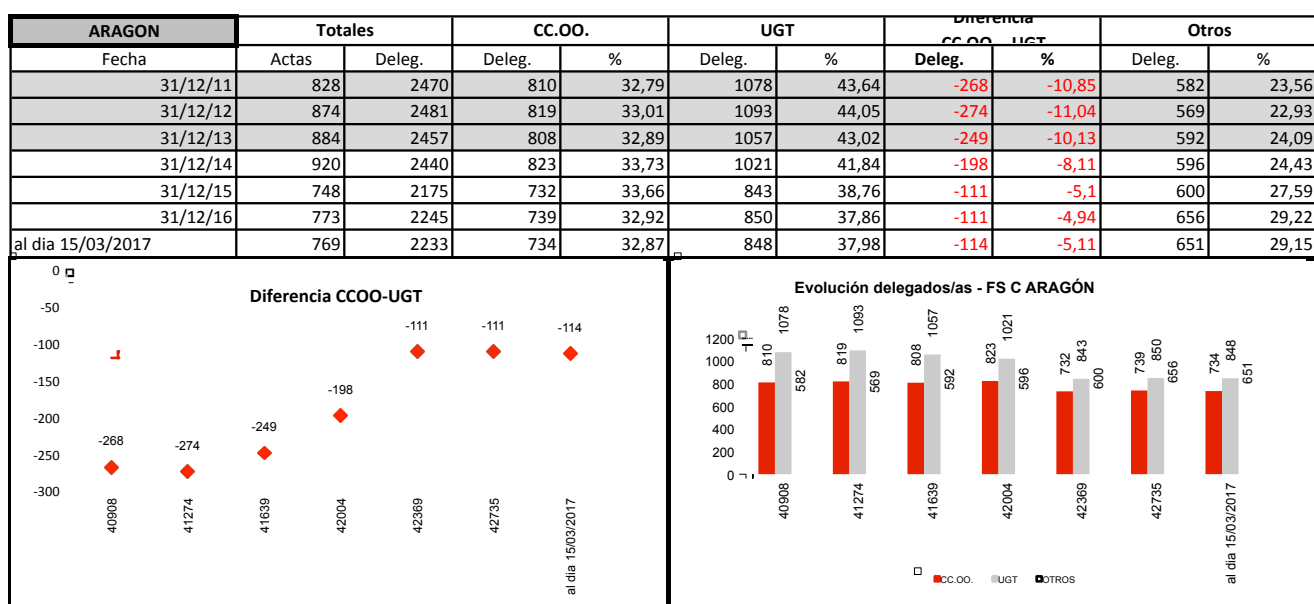
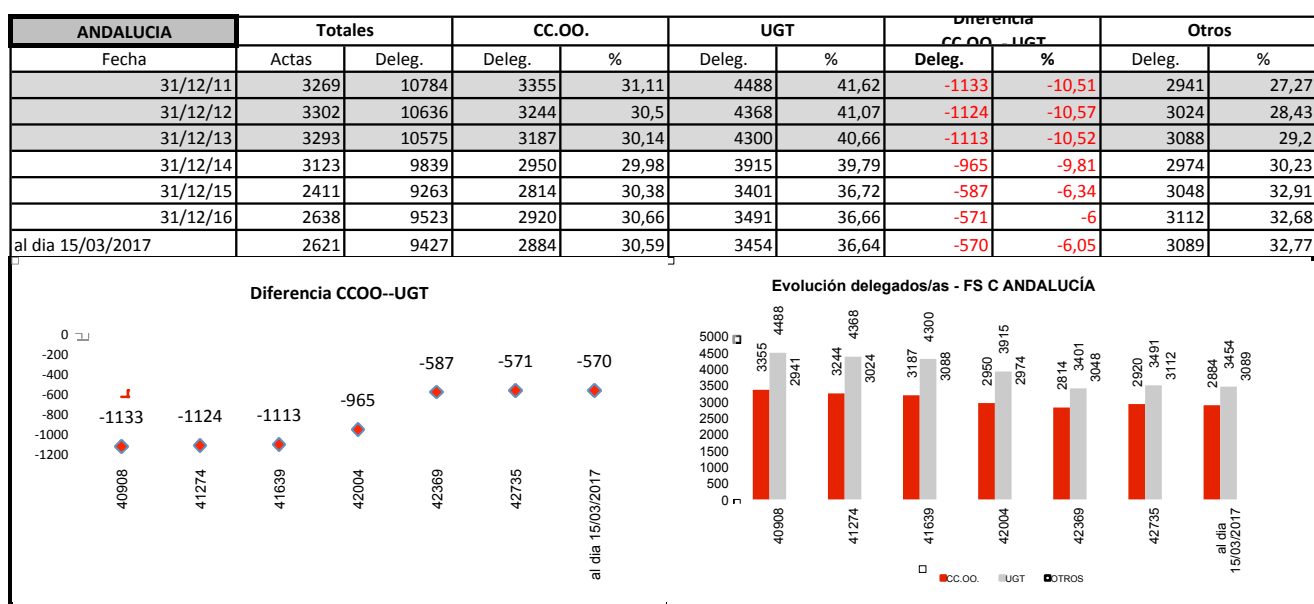
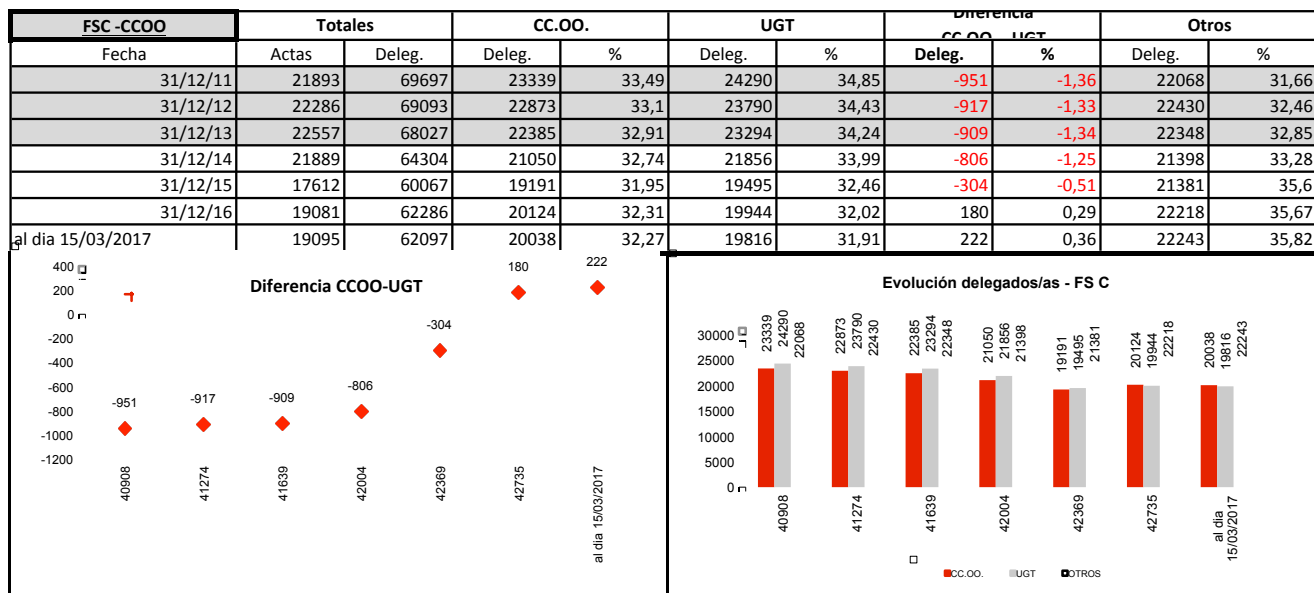
Diferencial FSC-CCOO- UGT / TOTAL ESTADO



Evolución delegados/as de FSC-CCOO, UGT y OTROS - TOTAL ESTADO

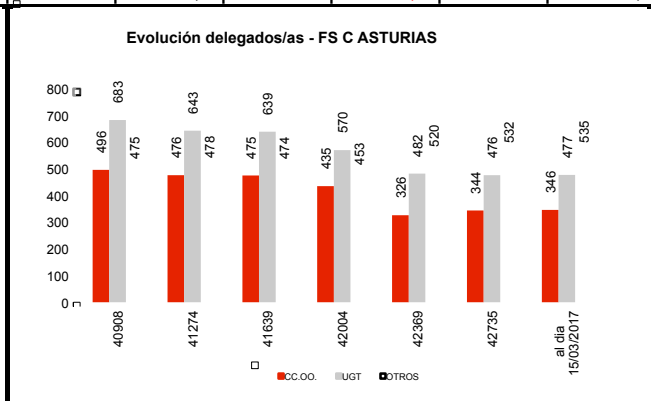
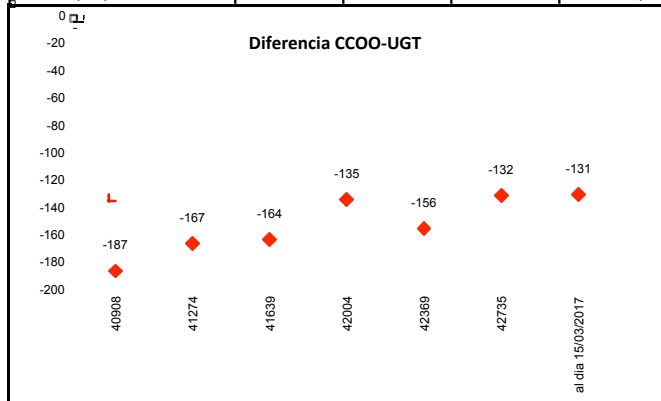


* Los datos están extraídos de SIC y, por ello, son dinámicos. Pese a sus posibles variaciones, no se modifican las conclusiones extraídas de los mismos.

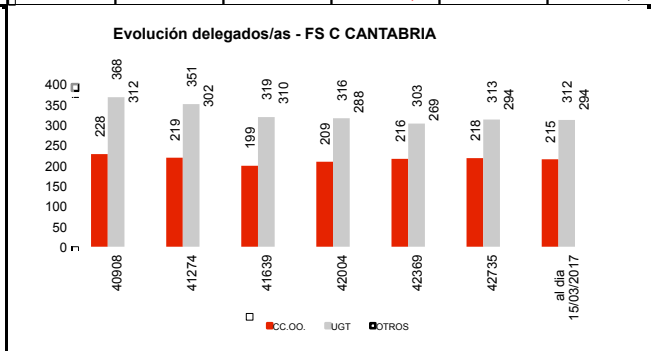
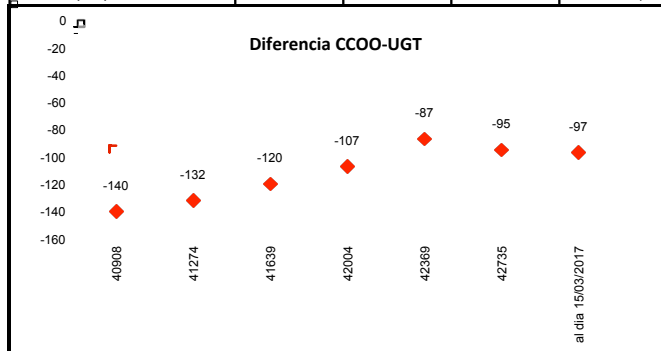


* Los datos están extraídos de SIC y, por ello, son dinámicos. Pese a sus posibles variaciones, no se modifican las conclusiones extraídas de los mismos.

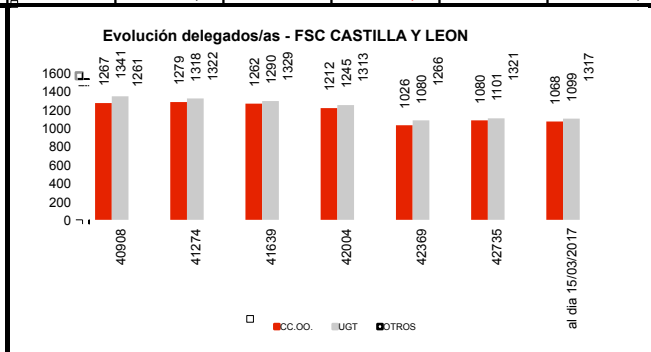
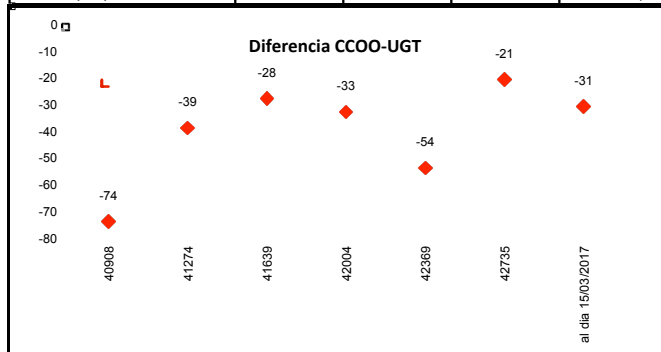
| ASTURIAS | Totales | | CC.OO. | | UGT | | Diferencia CC.OO. - UGT | | Otros | | |
|----------|-------------------|-------|--------|--------|-------|--------|----------------------------|--------|--------|--------|-------|
| | Fecha | Actas | Deleg. | Deleg. | % | Deleg. | % | Deleg. | % | Deleg. | % |
| | 31/12/11 | 552 | 1654 | 496 | 29,99 | 683 | 41,29 | -187 | -11,31 | 475 | 28,72 |
| | 31/12/12 | 549 | 1597 | 476 | 29,81 | 643 | 40,26 | -167 | -10,46 | 478 | 29,93 |
| | 31/12/13 | 552 | 1588 | 475 | 29,91 | 639 | 40,24 | -164 | -10,33 | 474 | 29,85 |
| | 31/12/14 | 502 | 1458 | 435 | 29,84 | 570 | 39,09 | -135 | -9,26 | 453 | 31,07 |
| | 31/12/15 | 354 | 1328 | 326 | 24,55 | 482 | 36,3 | -156 | -11,75 | 520 | 39,16 |
| | 31/12/16 | 423 | 1352 | 344 | 25,44 | 476 | 35,21 | -132 | -9,76 | 532 | 39,35 |
| | al día 15/03/2017 | 436 | 1358 | 346 | 25,48 | 477 | 35,13 | -131 | -9,65 | 535 | 39,4 |



| CANTABRIA | Totales | | CC.OO. | | UGT | | Diferencia CC.OO. - UGT | | Otros | | |
|-----------|-------------------|-------|--------|--------|-------|--------|----------------------------|--------|--------|--------|-------|
| | Fecha | Actas | Deleg. | Deleg. | % | Deleg. | % | Deleg. | % | Deleg. | % |
| | 31/12/11 | 314 | 908 | 228 | 25,11 | 368 | 40,53 | -140 | -15,42 | 312 | 34,36 |
| | 31/12/12 | 322 | 872 | 219 | 25,11 | 351 | 40,25 | -132 | -15,14 | 302 | 34,63 |
| | 31/12/13 | 314 | 828 | 199 | 24,03 | 319 | 38,53 | -120 | -14,49 | 310 | 37,44 |
| | 31/12/14 | 325 | 813 | 209 | 25,71 | 316 | 38,87 | -107 | -13,16 | 288 | 35,42 |
| | 31/12/15 | 262 | 788 | 216 | 27,41 | 303 | 38,45 | -87 | -11,04 | 269 | 34,14 |
| | 31/12/16 | 276 | 825 | 218 | 26,42 | 313 | 37,94 | -95 | -11,52 | 294 | 35,64 |
| | al día 15/03/2017 | 281 | 821 | 215 | 26,19 | 312 | 38 | -97 | -11,81 | 294 | 35,81 |

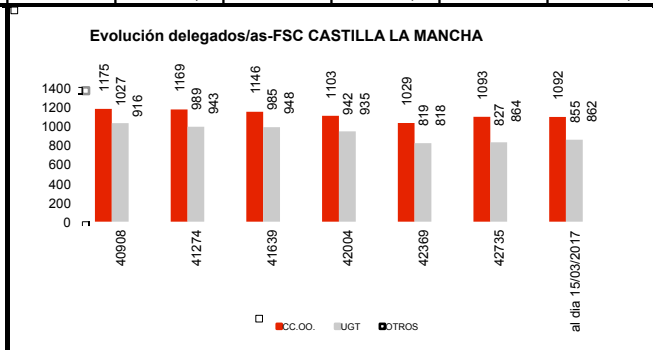
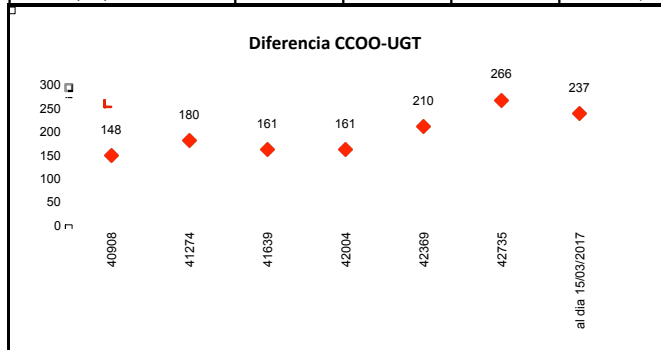


| CASTILLA Y LEON | Totales | | CC.OO. | | UGT | | Diferencia CC.OO. - UGT | | Otros | | |
|-----------------|-------------------|-------|--------|--------|-------|--------|----------------------------|--------|-------|--------|-------|
| | Fecha | Actas | Deleg. | Deleg. | % | Deleg. | % | Deleg. | % | Deleg. | % |
| | 31/12/11 | 1280 | 3869 | 1267 | 32,75 | 1341 | 34,66 | -74 | -1,91 | 1261 | 32,59 |
| | 31/12/12 | 1277 | 3919 | 1279 | 32,64 | 1318 | 33,63 | -39 | -1 | 1322 | 33,73 |
| | 31/12/13 | 1325 | 3881 | 1262 | 32,52 | 1290 | 33,24 | -28 | -0,72 | 1329 | 34,24 |
| | 31/12/14 | 1321 | 3770 | 1212 | 32,15 | 1245 | 33,02 | -33 | -0,88 | 1313 | 34,83 |
| | 31/12/15 | 1016 | 3372 | 1026 | 30,43 | 1080 | 32,03 | -54 | -1,6 | 1266 | 37,54 |
| | 31/12/16 | 1053 | 3502 | 1080 | 30,84 | 1101 | 31,44 | -21 | -0,6 | 1321 | 37,72 |
| | al día 15/03/2017 | 1066 | 3484 | 1068 | 30,65 | 1099 | 31,54 | -31 | -0,89 | 1317 | 37,8 |

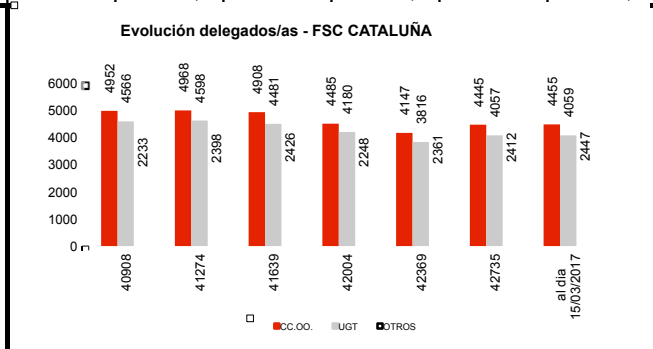
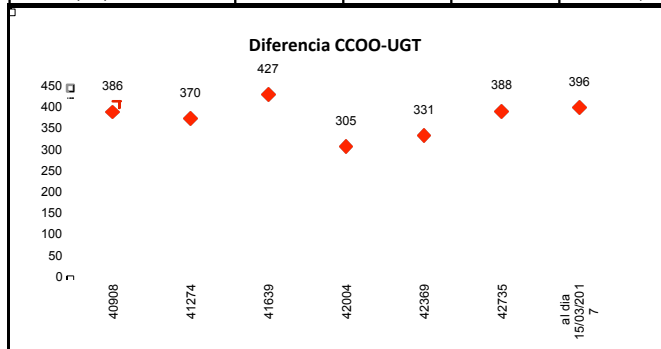


* Los datos están extraídos de SIC y, por ello, son dinámicos. Pese a sus posibles variaciones, no se modifican las conclusiones extraídas de los mismos.

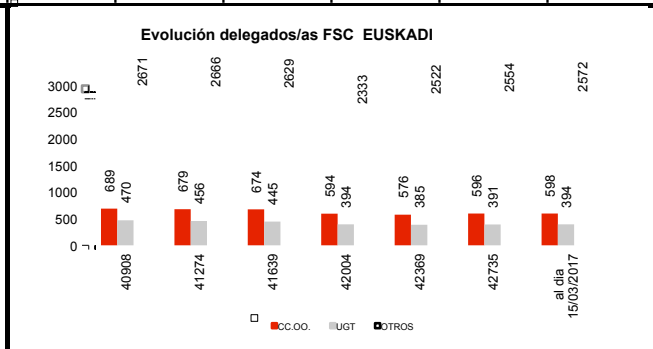
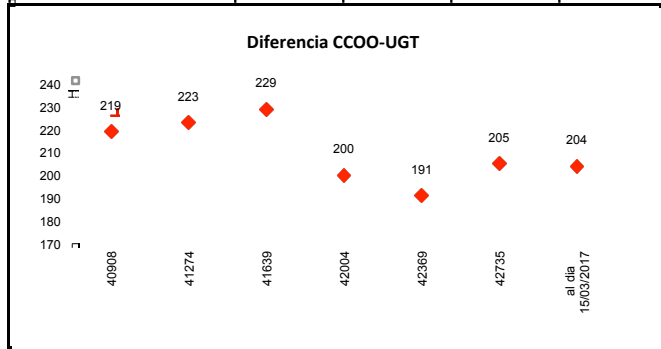
| CASTILLA LA MANCHA | Totales | | CC.OO. | | UGT | | Diferencia CC.OO. UGT | | Otros | | |
|--------------------|-------------------|-------|--------|--------|-------|--------|--------------------------|--------|-------|--------|-------|
| | Fecha | Actas | Deleg. | Deleg. | % | Deleg. | % | Deleg. | % | Deleg. | % |
| | 31/12/11 | 886 | 3118 | 1175 | 37,68 | 1027 | 32,94 | 148 | 4,75 | 916 | 29,38 |
| | 31/12/12 | 908 | 3101 | 1169 | 37,7 | 989 | 31,89 | 180 | 5,8 | 943 | 30,41 |
| | 31/12/13 | 917 | 3079 | 1146 | 37,22 | 985 | 31,99 | 161 | 5,23 | 948 | 30,79 |
| | 31/12/14 | 879 | 2980 | 1103 | 37,01 | 942 | 31,61 | 161 | 5,4 | 935 | 31,38 |
| | 31/12/15 | 671 | 2666 | 1029 | 38,6 | 819 | 30,72 | 210 | 7,88 | 818 | 30,68 |
| | 31/12/16 | 722 | 2784 | 1093 | 39,26 | 827 | 29,71 | 266 | 9,55 | 864 | 31,03 |
| | al día 15/03/2017 | 733 | 2809 | 1092 | 38,88 | 855 | 30,44 | 237 | 8,44 | 862 | 30,69 |



| CATALUÑA | Totales | | CC.OO. | | UGT | | Diferencia CC.OO. UGT | | Otros | | |
|----------|-------------------|-------|--------|--------|-------|--------|--------------------------|--------|-------|--------|-------|
| | Fecha | Actas | Deleg. | Deleg. | % | Deleg. | % | Deleg. | % | Deleg. | % |
| | 31/12/11 | 4064 | 11751 | 4952 | 42,14 | 4566 | 38,86 | 386 | 3,28 | 2233 | 19 |
| | 31/12/12 | 4232 | 11964 | 4968 | 41,52 | 4598 | 38,43 | 370 | 3,09 | 2398 | 20,04 |
| | 31/12/13 | 4316 | 11815 | 4908 | 41,54 | 4481 | 37,93 | 427 | 3,61 | 2426 | 20,53 |
| | 31/12/14 | 4153 | 10913 | 4485 | 41,1 | 4180 | 38,3 | 305 | 2,79 | 2248 | 20,6 |
| | 31/12/15 | 3305 | 10324 | 4147 | 40,17 | 3816 | 36,96 | 331 | 3,21 | 2361 | 22,87 |
| | 31/12/16 | 3648 | 10914 | 4445 | 40,73 | 4057 | 37,17 | 388 | 3,56 | 2412 | 22,1 |
| | al día 15/03/2017 | 3635 | 10961 | 4455 | 40,64 | 4059 | 37,03 | 396 | 3,61 | 2447 | 22,32 |

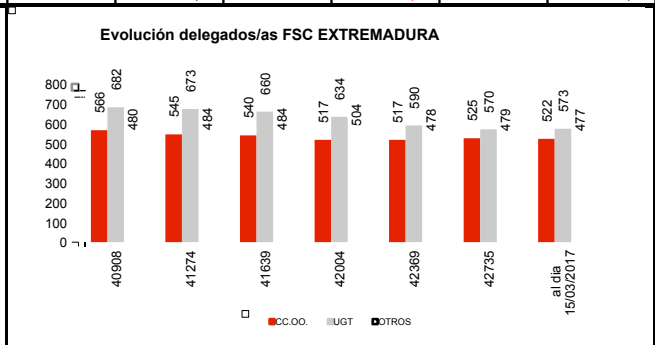
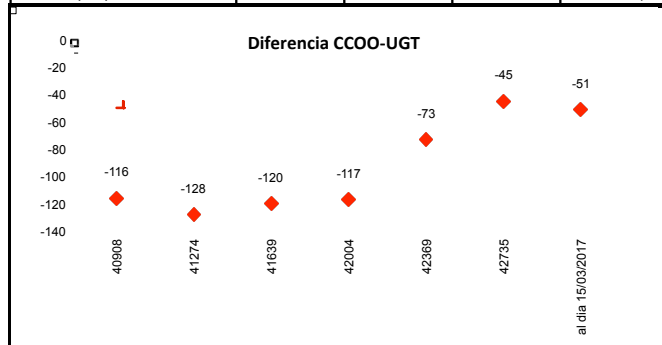


| EUSKADI | Totales | | CC.OO. | | UGT | | Diferencia CC.OO. UGT | | Otros | | |
|---------|-------------------|-------|--------|--------|-------|--------|--------------------------|--------|-------|--------|-------|
| | Fecha | Actas | Deleg. | Deleg. | % | Deleg. | % | Deleg. | % | Deleg. | % |
| | 31/12/11 | 1357 | 3830 | 689 | 17,99 | 470 | 12,27 | 219 | 5,72 | 2671 | 69,74 |
| | 31/12/12 | 1410 | 3801 | 679 | 17,86 | 456 | 12 | 223 | 5,87 | 2666 | 70,14 |
| | 31/12/13 | 1414 | 3748 | 674 | 17,98 | 445 | 11,87 | 229 | 6,11 | 2629 | 70,14 |
| | 31/12/14 | 1279 | 3321 | 594 | 17,89 | 394 | 11,86 | 200 | 6,02 | 2333 | 70,25 |
| | 31/12/15 | 1202 | 3483 | 576 | 16,54 | 385 | 11,05 | 191 | 5,48 | 2522 | 72,41 |
| | 31/12/16 | 1276 | 3541 | 596 | 16,83 | 391 | 11,04 | 205 | 5,79 | 2554 | 72,13 |
| | al día 15/03/2017 | 1293 | 3564 | 598 | 16,78 | 394 | 11,05 | 204 | 5,72 | 2572 | 72,17 |

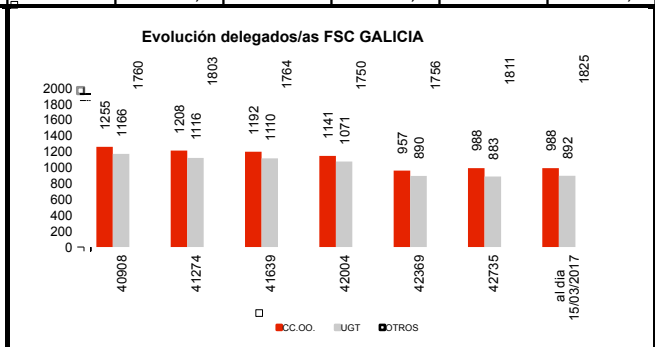
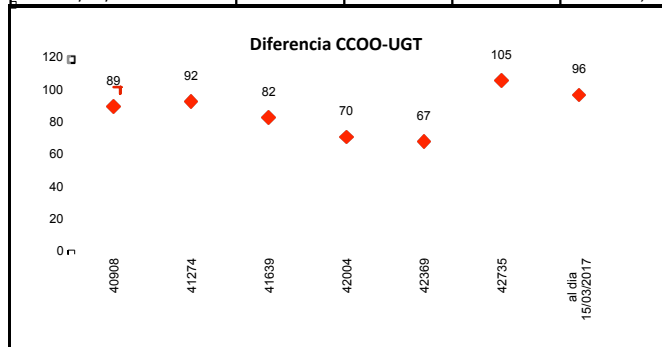


* Los datos están extraídos de SIC y, por ello, son dinámicos. Pese a sus posibles variaciones, no se modifican las conclusiones extraídas de los mismos.

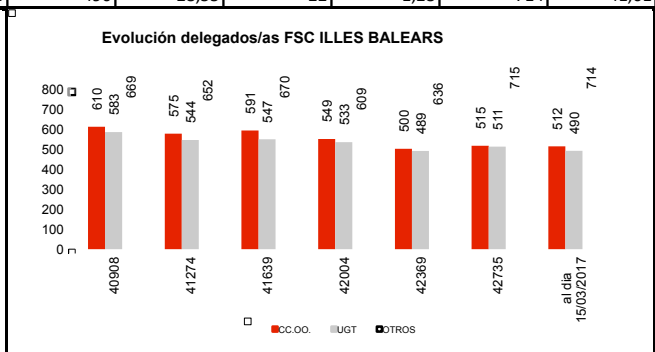
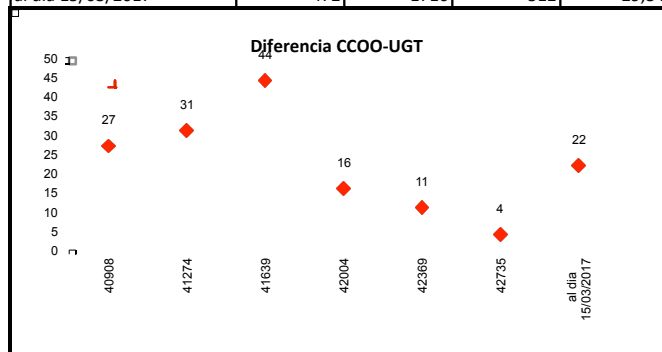
| EXTREMADURA | Totales | | CC.OO. | | UGT | | Diferencia CC.OO. UGT | | Otros | | |
|-------------|-------------------|-------|--------|--------|-------|--------|--------------------------|--------|-------|--------|-------|
| | Fecha | Actas | Deleg. | Deleg. | % | Deleg. | % | Deleg. | % | Deleg. | % |
| | 31/12/11 | 612 | 1728 | 566 | 32,75 | 682 | 39,47 | -116 | -6,71 | 480 | 27,78 |
| | 31/12/12 | 623 | 1702 | 545 | 32,02 | 673 | 39,54 | -128 | -7,52 | 484 | 28,44 |
| | 31/12/13 | 641 | 1684 | 540 | 32,07 | 660 | 39,19 | -120 | -7,13 | 484 | 28,74 |
| | 31/12/14 | 623 | 1655 | 517 | 31,24 | 634 | 38,31 | -117 | -7,07 | 504 | 30,45 |
| | 31/12/15 | 505 | 1585 | 517 | 32,62 | 590 | 37,22 | -73 | -4,61 | 478 | 30,16 |
| | 31/12/16 | 514 | 1574 | 525 | 33,35 | 570 | 36,21 | -45 | -2,86 | 479 | 30,43 |
| | al dia 15/03/2017 | 508 | 1572 | 522 | 33,21 | 573 | 36,45 | -51 | -3,24 | 477 | 30,34 |



| GALICIA | Totales | | CC.OO. | | UGT | | Diferencia CC.OO. UGT | | Otros | | |
|---------|-------------------|-------|--------|--------|-------|--------|--------------------------|--------|-------|--------|-------|
| | Fecha | Actas | Deleg. | Deleg. | % | Deleg. | % | Deleg. | % | Deleg. | % |
| | 31/12/11 | 1477 | 4181 | 1255 | 30,02 | 1166 | 27,89 | 89 | 2,13 | 1760 | 42,1 |
| | 31/12/12 | 1478 | 4127 | 1208 | 29,27 | 1116 | 27,04 | 92 | 2,23 | 1803 | 43,69 |
| | 31/12/13 | 1524 | 4066 | 1192 | 29,32 | 1110 | 27,3 | 82 | 2,02 | 1764 | 43,38 |
| | 31/12/14 | 1514 | 3962 | 1141 | 28,8 | 1071 | 27,03 | 70 | 1,77 | 1750 | 44,17 |
| | 31/12/15 | 1209 | 3603 | 957 | 26,56 | 890 | 24,7 | 67 | 1,86 | 1756 | 48,74 |
| | 31/12/16 | 1314 | 3682 | 988 | 26,83 | 883 | 23,98 | 105 | 2,85 | 1811 | 49,19 |
| | al dia 15/03/2017 | 1330 | 3705 | 988 | 26,67 | 892 | 24,08 | 96 | 2,59 | 1825 | 49,26 |

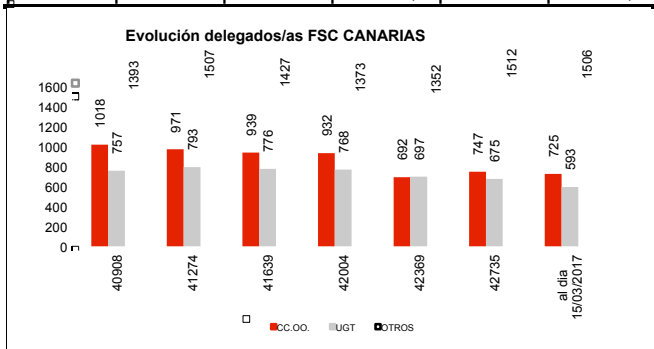
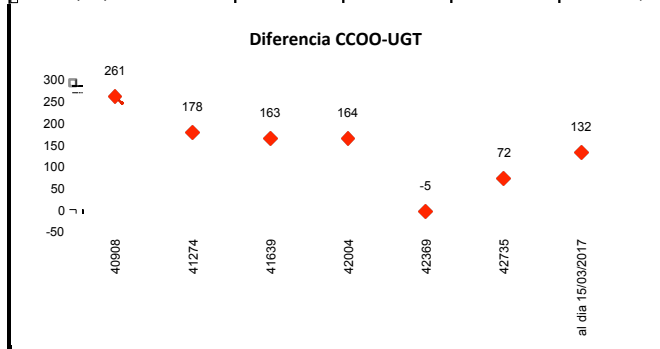


| I. BALEARES | Totales | | CC.OO. | | UGT | | Diferencia CC.OO. UGT | | Otros | | |
|-------------|-------------------|-------|--------|--------|-------|--------|--------------------------|--------|-------|--------|-------|
| | Fecha | Actas | Deleg. | Deleg. | % | Deleg. | % | Deleg. | % | Deleg. | % |
| | 31/12/11 | 533 | 1862 | 610 | 32,76 | 583 | 31,31 | 27 | 1,45 | 669 | 35,93 |
| | 31/12/12 | 510 | 1771 | 575 | 32,47 | 544 | 30,72 | 31 | 1,75 | 652 | 36,82 |
| | 31/12/13 | 527 | 1808 | 591 | 32,69 | 547 | 30,25 | 44 | 2,43 | 670 | 37,06 |
| | 31/12/14 | 539 | 1691 | 549 | 32,47 | 533 | 31,52 | 16 | 0,95 | 609 | 36,01 |
| | 31/12/15 | 456 | 1625 | 500 | 30,77 | 489 | 30,09 | 11 | 0,68 | 636 | 39,14 |
| | 31/12/16 | 500 | 1741 | 515 | 29,58 | 511 | 29,35 | 4 | 0,23 | 715 | 41,07 |
| | al dia 15/03/2017 | 472 | 1716 | 512 | 29,84 | 490 | 28,55 | 22 | 1,28 | 714 | 41,61 |

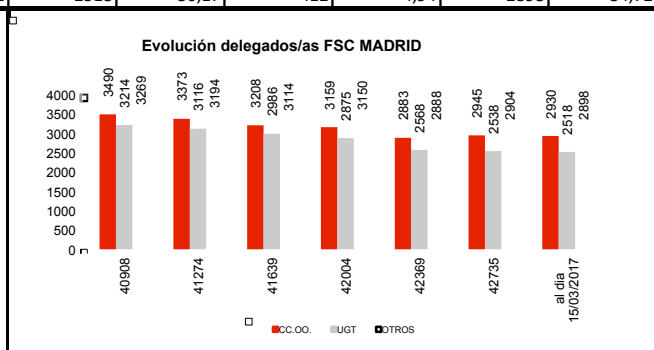
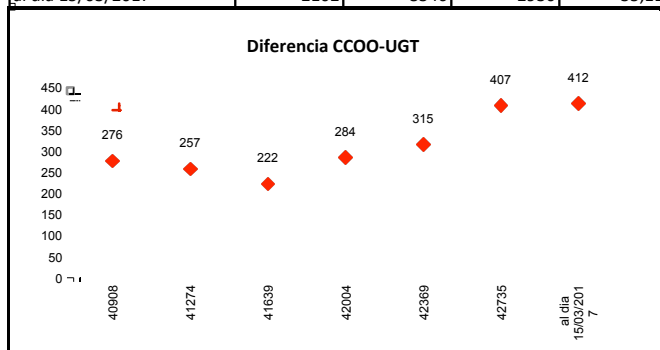


* Los datos están extraídos de SIC y, por ello, son dinámicos. Pese a sus posibles variaciones, no se modifican las conclusiones extraídas de los mismos.

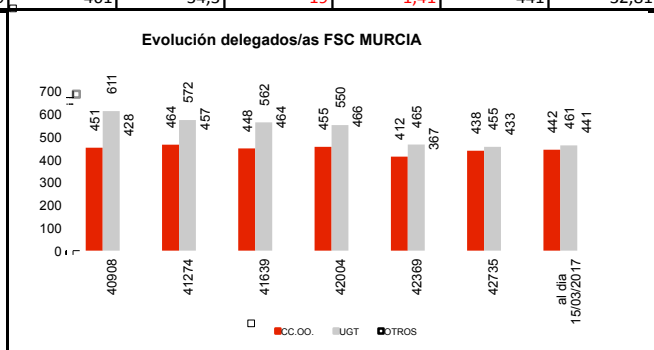
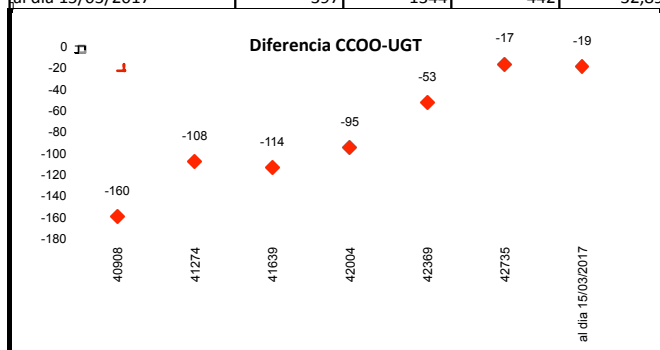
| I. CANARIAS | Totales | | CC.OO. | | UGT | | Diferencia CC.OO. UGT | | Otros | | |
|-------------|-------------------|-------|--------|--------|-------|--------|-----------------------|--------|-------|--------|-------|
| | Fecha | Actas | Deleg. | Deleg. | % | Deleg. | % | Deleg. | % | Deleg. | % |
| | 31/12/11 | 900 | 3168 | 1018 | 32,13 | 757 | 23,9 | 261 | 8,24 | 1393 | 43,97 |
| | 31/12/12 | 898 | 3271 | 971 | 29,69 | 793 | 24,24 | 178 | 5,44 | 1507 | 46,07 |
| | 31/12/13 | 875 | 3142 | 939 | 29,89 | 776 | 24,7 | 163 | 5,19 | 1427 | 45,42 |
| | 31/12/14 | 908 | 3073 | 932 | 30,33 | 768 | 24,99 | 164 | 5,34 | 1373 | 44,68 |
| | 31/12/15 | 722 | 2741 | 692 | 25,25 | 697 | 25,43 | -5 | -0,18 | 1352 | 49,33 |
| | 31/12/16 | 768 | 2934 | 747 | 25,46 | 675 | 23,01 | 72 | 2,45 | 1512 | 51,53 |
| | al día 15/03/2017 | 737 | 2824 | 725 | 25,67 | 593 | 21 | 132 | 4,67 | 1506 | 53,33 |



| MADRID | Totales | | CC.OO. | | UGT | | Diferencia CC.OO. UGT | | Otros | | |
|--------|-------------------|-------|--------|--------|-------|--------|-----------------------|--------|-------|--------|-------|
| | Fecha | Actas | Deleg. | Deleg. | % | Deleg. | % | Deleg. | % | Deleg. | % |
| | 31/12/11 | 2254 | 9973 | 3490 | 34,99 | 3214 | 32,23 | 276 | 2,77 | 3269 | 32,78 |
| | 31/12/12 | 2345 | 9683 | 3373 | 34,83 | 3116 | 32,18 | 257 | 2,65 | 3194 | 32,99 |
| | 31/12/13 | 2404 | 9308 | 3208 | 34,46 | 2986 | 32,08 | 222 | 2,39 | 3114 | 33,46 |
| | 31/12/14 | 2438 | 9184 | 3159 | 34,4 | 2875 | 31,3 | 284 | 3,09 | 3150 | 34,3 |
| | 31/12/15 | 1905 | 8339 | 2883 | 34,57 | 2568 | 30,8 | 315 | 3,78 | 2888 | 34,63 |
| | 31/12/16 | 2057 | 8387 | 2945 | 35,11 | 2538 | 30,26 | 407 | 4,85 | 2904 | 34,63 |
| | al día 15/03/2017 | 2102 | 8346 | 2930 | 35,11 | 2518 | 30,17 | 412 | 4,94 | 2898 | 34,72 |

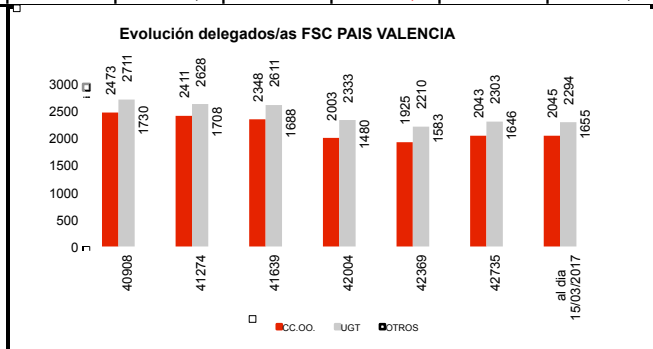
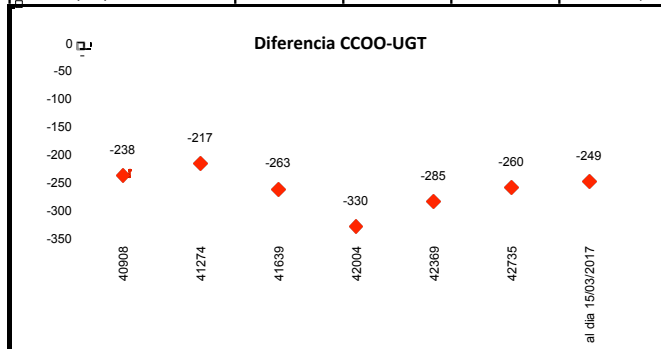


| MURCIA | Totales | | CC.OO. | | UGT | | Diferencia CC.OO. UGT | | Otros | | |
|--------|-------------------|-------|--------|--------|-------|--------|-----------------------|--------|--------|--------|-------|
| | Fecha | Actas | Deleg. | Deleg. | % | Deleg. | % | Deleg. | % | Deleg. | % |
| | 31/12/11 | 471 | 1490 | 451 | 30,27 | 611 | 41,01 | -160 | -10,74 | 428 | 28,72 |
| | 31/12/12 | 464 | 1493 | 464 | 31,08 | 572 | 38,31 | -108 | -7,23 | 457 | 30,61 |
| | 31/12/13 | 439 | 1474 | 448 | 30,39 | 562 | 38,13 | -114 | -7,73 | 464 | 31,48 |
| | 31/12/14 | 448 | 1471 | 455 | 30,93 | 550 | 37,39 | -95 | -6,46 | 466 | 31,68 |
| | 31/12/15 | 361 | 1244 | 412 | 33,12 | 465 | 37,38 | -53 | -4,26 | 367 | 29,5 |
| | 31/12/16 | 402 | 1326 | 438 | 33,03 | 455 | 34,31 | -17 | -1,28 | 433 | 32,65 |
| | al día 15/03/2017 | 397 | 1344 | 442 | 32,89 | 461 | 34,3 | -19 | -1,41 | 441 | 32,81 |

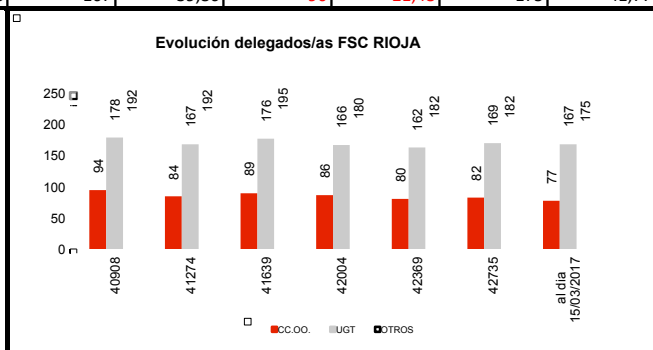
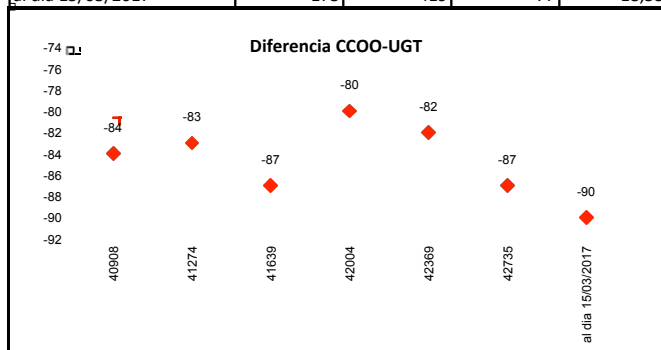


* Los datos están extraídos de SIC y, por ello, son dinámicos. Pese a sus posibles variaciones, no se modifican las conclusiones extraídas de los mismos.

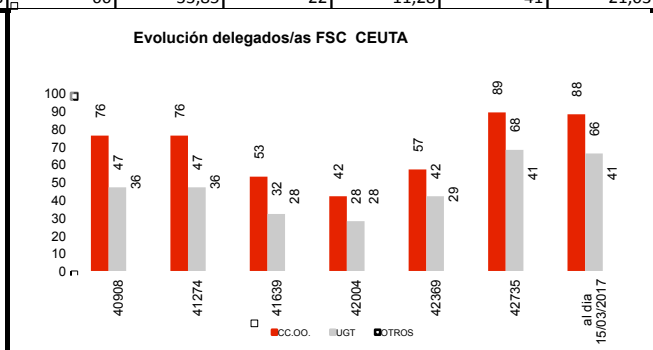
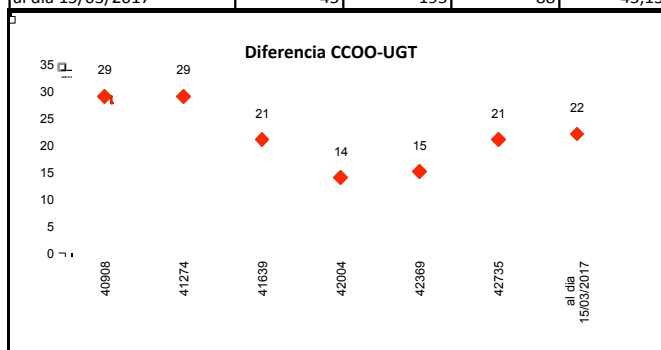
| PAIS VALENCIA | Totales | | CC.OO. | | UGT | | Diferencia CC.OO. UGT | | Otros | | |
|---------------|-------------------|-------|--------|--------|-------|--------|-----------------------|--------|-------|--------|-------|
| | Fecha | Actas | Deleg. | Deleg. | % | Deleg. | % | Deleg. | % | Deleg. | % |
| | 31/12/11 | 2343 | 6914 | 2473 | 35,77 | 2711 | 39,21 | -238 | -3,44 | 1730 | 25,02 |
| | 31/12/12 | 2358 | 6747 | 2411 | 35,73 | 2628 | 38,95 | -217 | -3,22 | 1708 | 25,31 |
| | 31/12/13 | 2378 | 6647 | 2348 | 35,32 | 2611 | 39,28 | -263 | -3,96 | 1688 | 25,39 |
| | 31/12/14 | 2150 | 5816 | 2003 | 34,44 | 2333 | 40,11 | -330 | -5,67 | 1480 | 25,45 |
| | 31/12/15 | 1820 | 5718 | 1925 | 33,67 | 2210 | 38,65 | -285 | -4,98 | 1583 | 27,68 |
| | 31/12/16 | 2007 | 5992 | 2043 | 34,1 | 2303 | 38,43 | -260 | -4,34 | 1646 | 27,47 |
| | al dia 15/03/2017 | 2016 | 5994 | 2045 | 34,12 | 2294 | 38,27 | -249 | -4,15 | 1655 | 27,61 |



| RIOJA | Totales | | CC.OO. | | UGT | | Diferencia CC.OO. UGT | | Otros | | |
|-------|-------------------|-------|--------|--------|-------|--------|-----------------------|--------|--------|--------|-------|
| | Fecha | Actas | Deleg. | Deleg. | % | Deleg. | % | Deleg. | % | Deleg. | % |
| | 31/12/11 | 192 | 464 | 94 | 20,26 | 178 | 38,36 | -84 | -18,1 | 192 | 41,38 |
| | 31/12/12 | 201 | 443 | 84 | 18,96 | 167 | 37,7 | -83 | -18,74 | 192 | 43,34 |
| | 31/12/13 | 213 | 460 | 89 | 19,35 | 176 | 38,26 | -87 | -18,91 | 195 | 42,39 |
| | 31/12/14 | 206 | 432 | 86 | 19,91 | 166 | 38,43 | -80 | -18,52 | 180 | 41,67 |
| | 31/12/15 | 167 | 424 | 80 | 18,87 | 162 | 38,21 | -82 | -19,34 | 182 | 42,92 |
| | 31/12/16 | 175 | 433 | 82 | 18,94 | 169 | 39,03 | -87 | -20,09 | 182 | 42,03 |
| | al dia 15/03/2017 | 173 | 419 | 77 | 18,38 | 167 | 39,86 | -90 | -21,48 | 175 | 41,77 |



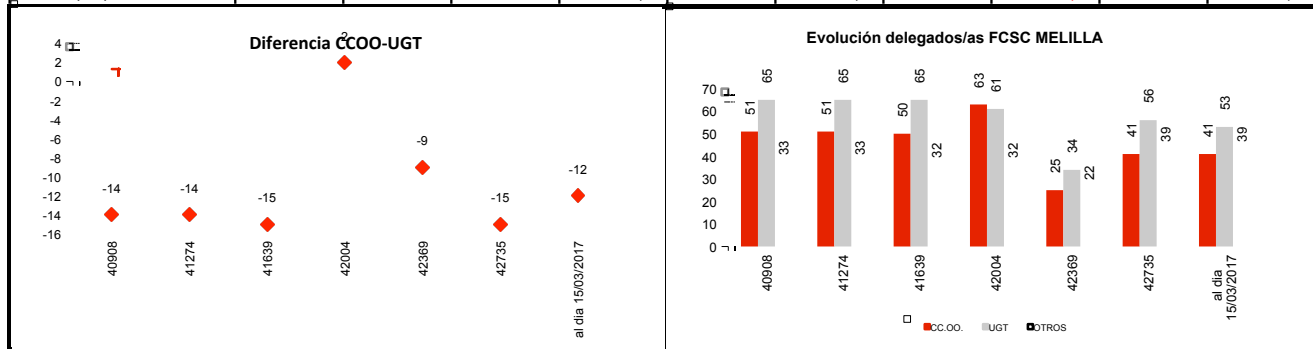
| CEUTA | Totales | | CC.OO. | | UGT | | Diferencia CC.OO. UGT | | Otros | | |
|-------|-------------------|-------|--------|--------|-------|--------|-----------------------|--------|-------|--------|-------|
| | Fecha | Actas | Deleg. | Deleg. | % | Deleg. | % | Deleg. | % | Deleg. | % |
| | 31/12/11 | 53 | 159 | 76 | 47,8 | 47 | 29,56 | 29 | 18,24 | 36 | 22,64 |
| | 31/12/12 | 53 | 159 | 76 | 47,8 | 47 | 29,56 | 29 | 18,24 | 36 | 22,64 |
| | 31/12/13 | 39 | 113 | 53 | 46,9 | 32 | 28,32 | 21 | 18,58 | 28 | 24,78 |
| | 31/12/14 | 28 | 98 | 42 | 42,86 | 28 | 28,57 | 14 | 14,29 | 28 | 28,57 |
| | 31/12/15 | 32 | 128 | 57 | 44,53 | 42 | 32,81 | 15 | 11,72 | 29 | 22,66 |
| | 31/12/16 | 46 | 198 | 89 | 44,95 | 68 | 34,34 | 21 | 10,61 | 41 | 20,71 |
| | al dia 15/03/2017 | 45 | 195 | 88 | 45,13 | 66 | 33,85 | 22 | 11,28 | 41 | 21,03 |



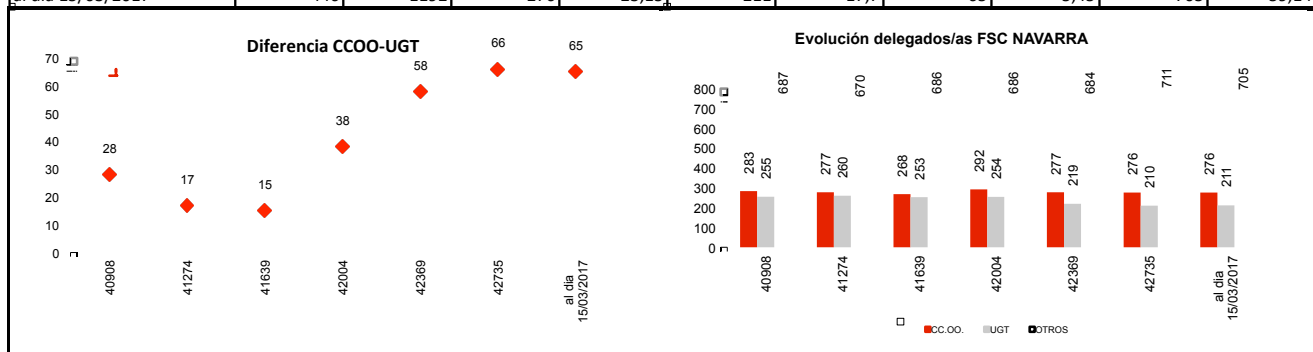
* Los datos están extraídos de SIC y, por ello, son dinámicos. Pese a sus posibles variaciones, no se modifican las conclusiones extraídas de los mismos.

Informe general, aprobado el 3 de mayo de 2017 - 3er Congreso FSC-CCOO

| MELILLA | Totales | | CC.OO. | | UGT | | Diferencia CC.OO. - UGT | | Otros | | |
|---------|-------------------|-------|--------|--------|-------|--------|----------------------------|--------|--------|--------|-------|
| | Fecha | Actas | Deleg. | Deleg. | % | Deleg. | % | Deleg. | % | Deleg. | % |
| | 31/12/11 | 46 | 149 | 51 | 34,23 | 65 | 43,62 | -14 | -9,4 | 33 | 22,15 |
| | 31/12/12 | 46 | 149 | 51 | 34,23 | 65 | 43,62 | -14 | -9,4 | 33 | 22,15 |
| | 31/12/13 | 46 | 147 | 50 | 34,01 | 65 | 44,22 | -15 | -10,2 | 32 | 21,77 |
| | 31/12/14 | 45 | 156 | 63 | 40,38 | 61 | 39,1 | 2 | 1,28 | 32 | 20,51 |
| | 31/12/15 | 33 | 81 | 25 | 30,86 | 34 | 41,98 | -9 | -11,11 | 22 | 27,16 |
| | 31/12/16 | 36 | 136 | 41 | 30,15 | 56 | 41,18 | -15 | -11,03 | 39 | 28,68 |
| | al día 15/03/2017 | 35 | 133 | 41 | 30,83 | 53 | 39,85 | -12 | -9,02 | 39 | 29,32 |

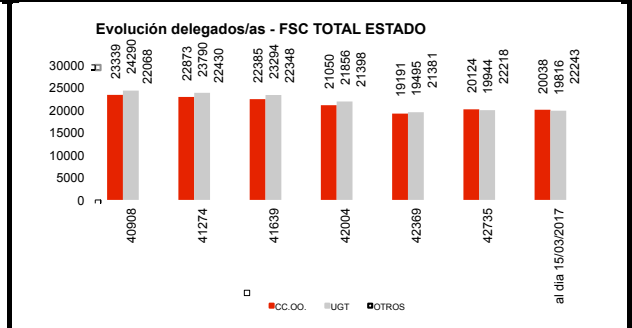
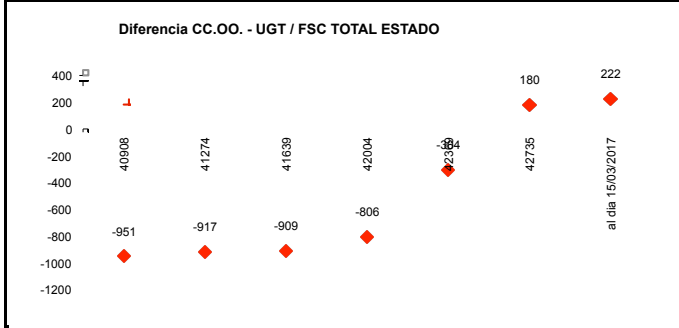


| NAVARRA | Totales | | CC.OO. | | UGT | | Diferencia CC.OO. - UGT | | Otros | | |
|---------|-------------------|-------|--------|--------|-------|--------|----------------------------|--------|-------|--------|-------|
| | Fecha | Actas | Deleg. | Deleg. | % | Deleg. | % | Deleg. | % | Deleg. | % |
| | 31/12/11 | 462 | 1225 | 283 | 23,1 | 255 | 20,82 | 28 | 2,29 | 687 | 56,08 |
| | 31/12/12 | 444 | 1207 | 277 | 22,95 | 260 | 21,54 | 17 | 1,41 | 670 | 55,51 |
| | 31/12/13 | 456 | 1207 | 268 | 22,2 | 253 | 20,96 | 15 | 1,24 | 686 | 56,84 |
| | 31/12/14 | 488 | 1232 | 292 | 23,7 | 254 | 20,62 | 38 | 3,08 | 686 | 55,68 |
| | 31/12/15 | 433 | 1180 | 277 | 23,47 | 219 | 18,56 | 58 | 4,92 | 684 | 57,97 |
| | 31/12/16 | 453 | 1197 | 276 | 23,06 | 210 | 17,54 | 66 | 5,51 | 711 | 59,4 |
| | al día 15/03/2017 | 446 | 1192 | 276 | 23,15 | 211 | 17,7 | 65 | 5,45 | 705 | 59,14 |

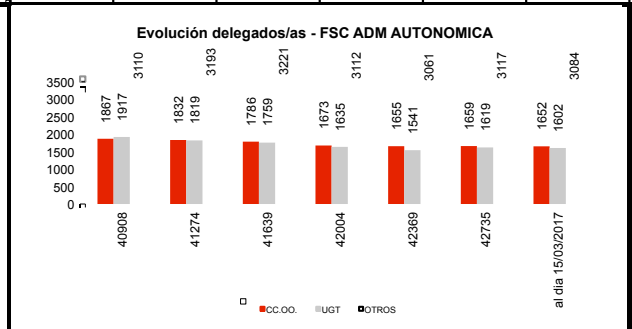
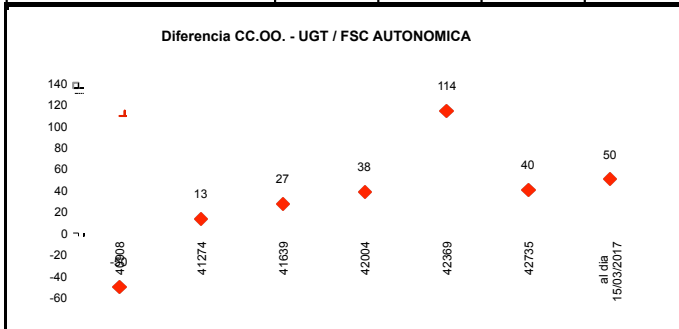


* Los datos están extraídos de SIC y, por ello, son dinámicos. Pese a sus posibles variaciones, no se modifican las conclusiones extraídas de los mismos.

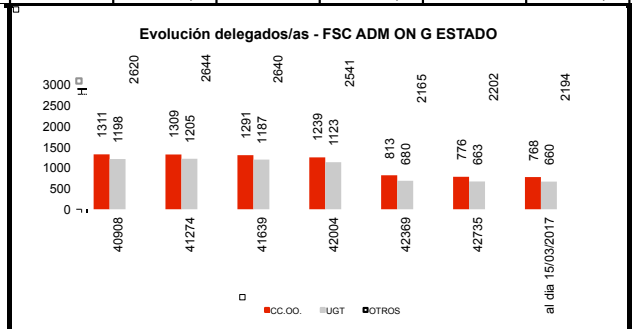
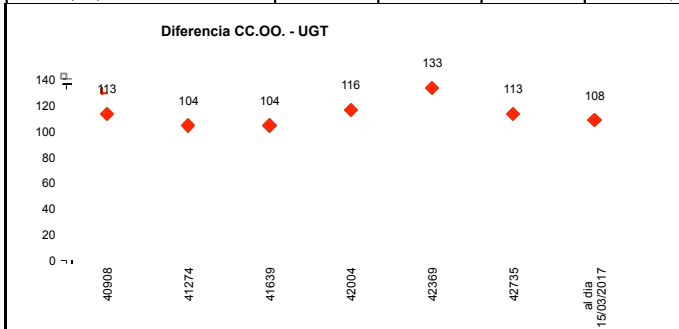
| FSC-CCOO | Totales | | CC.OO. | | UGT | | Diferencia CC.OO. - UGT | | Otros | | |
|----------|-------------------|-------|--------|--------|-------|--------|-------------------------|--------|-------|--------|-------|
| | Fecha | Actas | Deleg. | Deleg. | % | Deleg. | % | Deleg. | % | Deleg. | % |
| | 31/12/11 | 21893 | 69697 | 23339 | 33,49 | 24290 | 34,85 | -951 | -1,36 | 22068 | 31,66 |
| | 31/12/12 | 22286 | 69093 | 22873 | 33,1 | 23790 | 34,43 | -917 | -1,33 | 22430 | 32,46 |
| | 31/12/13 | 22557 | 68027 | 22385 | 32,91 | 23294 | 34,24 | -909 | -1,34 | 22348 | 32,85 |
| | 31/12/14 | 21889 | 64304 | 21050 | 32,74 | 21856 | 33,99 | -806 | -1,25 | 21398 | 33,28 |
| | 31/12/15 | 17612 | 60067 | 19191 | 31,95 | 19495 | 32,46 | -304 | -0,51 | 21381 | 35,6 |
| | 31/12/16 | 19081 | 62286 | 20124 | 32,31 | 19944 | 32,02 | 180 | 0,29 | 22218 | 35,67 |
| | al día 15/03/2017 | 19095 | 62097 | 20038 | 32,27 | 19816 | 31,91 | 222 | 0,36 | 22243 | 35,82 |



| ADMN AUTONOMICA | Totales | | CC.OO. | | UGT | | Diferencia CC.OO. - UGT | | Otros | | |
|-----------------|-------------------|-------|--------|--------|-------|--------|-------------------------|--------|-------|--------|-------|
| | Fecha | Actas | Deleg. | Deleg. | % | Deleg. | % | Deleg. | % | Deleg. | % |
| | 31/12/11 | 1246 | 6894 | 1867 | 27,08 | 1917 | 27,81 | -50 | -0,73 | 3110 | 45,11 |
| | 31/12/12 | 1304 | 6844 | 1832 | 26,77 | 1819 | 26,58 | 13 | 0,19 | 3193 | 46,65 |
| | 31/12/13 | 1393 | 6766 | 1786 | 26,4 | 1759 | 26 | 27 | 0,4 | 3221 | 47,61 |
| | 31/12/14 | 1461 | 6420 | 1673 | 26,06 | 1635 | 25,47 | 38 | 0,59 | 3112 | 48,47 |
| | 31/12/15 | 987 | 6257 | 1655 | 26,45 | 1541 | 24,63 | 114 | 1,82 | 3061 | 48,92 |
| | 31/12/16 | 1142 | 6395 | 1659 | 25,94 | 1619 | 25,32 | 40 | 0,63 | 3117 | 48,74 |
| | al día 15/03/2017 | 1165 | 6338 | 1652 | 26,07 | 1602 | 25,28 | 50 | 0,79 | 3084 | 48,66 |

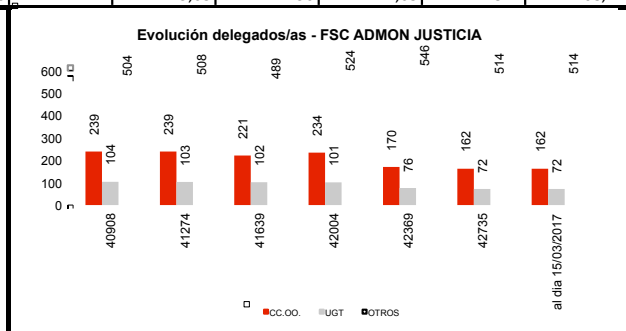
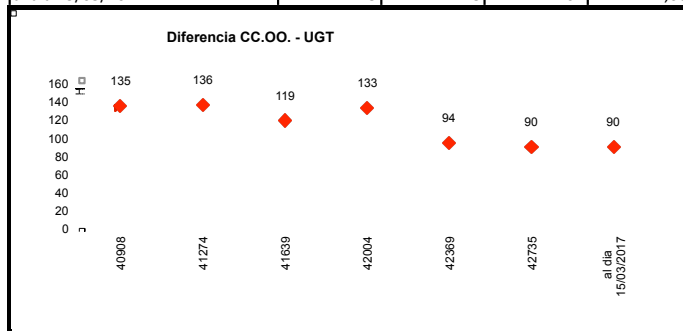


| ADM G. ESTADO | Totales | | CC.OO. | | UGT | | Diferencia CC.OO. - UGT | | Otros | | |
|---------------|-------------------|-------|--------|--------|-------|--------|-------------------------|--------|-------|--------|-------|
| | Fecha | Actas | Deleg. | Deleg. | % | Deleg. | % | Deleg. | % | Deleg. | % |
| | 31/12/11 | 925 | 5129 | 1311 | 25,56 | 1198 | 23,36 | 113 | 2,2 | 2620 | 51,08 |
| | 31/12/12 | 1049 | 5158 | 1309 | 25,38 | 1205 | 23,36 | 104 | 2,02 | 2644 | 51,26 |
| | 31/12/13 | 1139 | 5118 | 1291 | 25,22 | 1187 | 23,19 | 104 | 2,03 | 2640 | 51,58 |
| | 31/12/14 | 1165 | 4903 | 1239 | 25,27 | 1123 | 22,9 | 116 | 2,37 | 2541 | 51,83 |
| | 31/12/15 | 390 | 3658 | 813 | 22,23 | 680 | 18,59 | 133 | 3,64 | 2165 | 59,19 |
| | 31/12/16 | 448 | 3641 | 776 | 21,31 | 663 | 18,21 | 113 | 3,1 | 2202 | 60,48 |
| | al día 15/03/2017 | 474 | 3622 | 768 | 21,2 | 660 | 18,22 | 108 | 2,98 | 2194 | 60,57 |

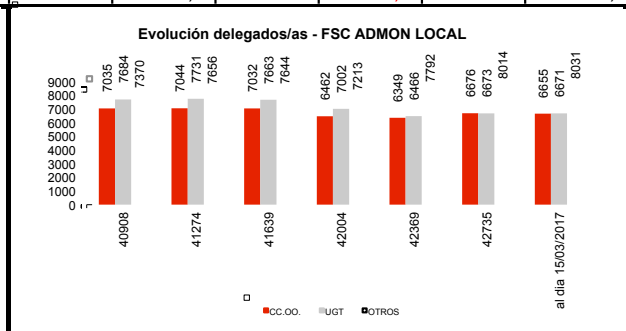
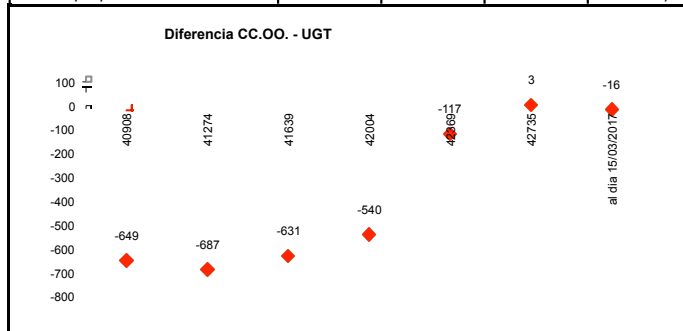


* Los datos están extraídos de SIC y, por ello, son dinámicos. Pese a sus posibles variaciones, no se modifican las conclusiones extraídas de los mismos.

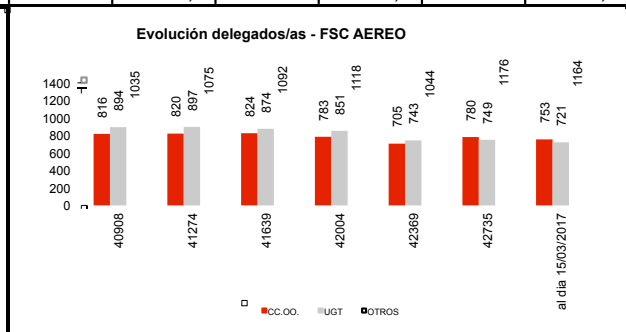
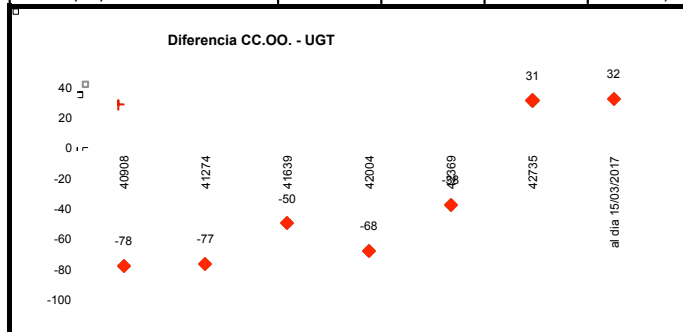
| ADMN JUSTICIA | Totales | | CC.OO. | | UGT | | Diferencia CC.OO. - UGT | | Otros | | |
|---------------|-------------------|-------|--------|--------|-------|--------|-------------------------|--------|-------|--------|-------|
| | Fecha | Actas | Deleg. | Deleg. | % | Deleg. | % | Deleg. | % | Deleg. | % |
| | 31/12/11 | 80 | 847 | 239 | 28,22 | 104 | 12,28 | 135 | 15,94 | 504 | 59,5 |
| | 31/12/12 | 104 | 850 | 239 | 28,12 | 103 | 12,12 | 136 | 16 | 508 | 59,76 |
| | 31/12/13 | 107 | 812 | 221 | 27,22 | 102 | 12,56 | 119 | 14,66 | 489 | 60,22 |
| | 31/12/14 | 119 | 859 | 234 | 27,24 | 101 | 11,76 | 133 | 15,48 | 524 | 61 |
| | 31/12/15 | 63 | 792 | 170 | 21,46 | 76 | 9,6 | 94 | 11,87 | 546 | 68,94 |
| | 31/12/16 | 75 | 748 | 162 | 21,66 | 72 | 9,63 | 90 | 12,03 | 514 | 68,72 |
| | al dia 15/03/2017 | 75 | 748 | 162 | 21,66 | 72 | 9,63 | 90 | 12,03 | 514 | 68,72 |



| ADMN LOCAL | Totales | | CC.OO. | | UGT | | Diferencia CC.OO. - UGT | | Otros | | |
|------------|-------------------|-------|--------|--------|-------|--------|-------------------------|--------|-------|--------|-------|
| | Fecha | Actas | Deleg. | Deleg. | % | Deleg. | % | Deleg. | % | Deleg. | % |
| | 31/12/11 | 5958 | 22089 | 7035 | 31,85 | 7684 | 34,79 | -649 | -2,94 | 7370 | 33,37 |
| | 31/12/12 | 6333 | 22431 | 7044 | 31,4 | 7731 | 34,47 | -687 | -3,06 | 7656 | 34,13 |
| | 31/12/13 | 6552 | 22339 | 7032 | 31,48 | 7663 | 34,3 | -631 | -2,82 | 7644 | 34,22 |
| | 31/12/14 | 6319 | 20677 | 6462 | 31,25 | 7002 | 33,86 | -540 | -2,61 | 7213 | 34,88 |
| | 31/12/15 | 5537 | 20607 | 6349 | 30,81 | 6466 | 31,38 | -117 | -0,57 | 7792 | 37,81 |
| | 31/12/16 | 6081 | 21363 | 6676 | 31,25 | 6673 | 31,24 | 3 | 0,01 | 8014 | 37,51 |
| | al dia 15/03/2017 | 6180 | 21357 | 6655 | 31,16 | 6671 | 31,24 | -16 | -0,07 | 8031 | 37,6 |

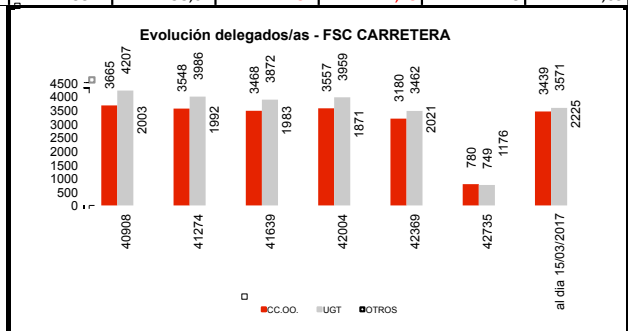
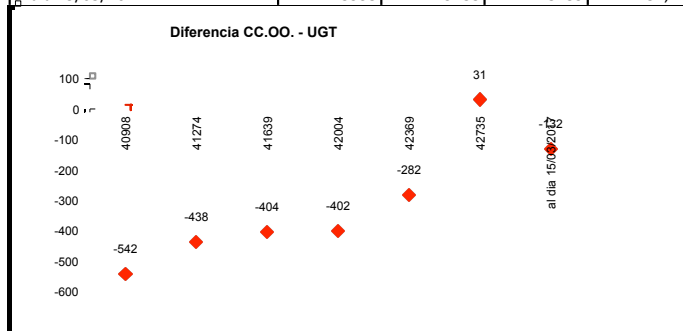


| AEREO | Totales | | CC.OO. | | UGT | | Diferencia CC.OO. - UGT | | Otros | | |
|-------|-------------------|-------|--------|--------|-------|--------|-------------------------|--------|-------|--------|-------|
| | Fecha | Actas | Deleg. | Deleg. | % | Deleg. | % | Deleg. | % | Deleg. | % |
| | 31/12/11 | 826 | 2745 | 816 | 29,73 | 894 | 32,57 | -78 | -2,84 | 1035 | 37,7 |
| | 31/12/12 | 878 | 2792 | 820 | 29,37 | 897 | 32,13 | -77 | -2,76 | 1075 | 38,5 |
| | 31/12/13 | 997 | 2790 | 824 | 29,53 | 874 | 31,33 | -50 | -1,79 | 1092 | 39,14 |
| | 31/12/14 | 1000 | 2752 | 783 | 28,45 | 851 | 30,92 | -68 | -2,47 | 1118 | 40,62 |
| | 31/12/15 | 764 | 2492 | 705 | 28,29 | 743 | 29,82 | -38 | -1,52 | 1044 | 41,89 |
| | 31/12/16 | 850 | 2705 | 780 | 28,84 | 749 | 27,69 | 31 | 1,15 | 1176 | 43,48 |
| | al dia 15/03/2017 | 812 | 2638 | 753 | 28,54 | 721 | 27,33 | 32 | 1,21 | 1164 | 44,12 |

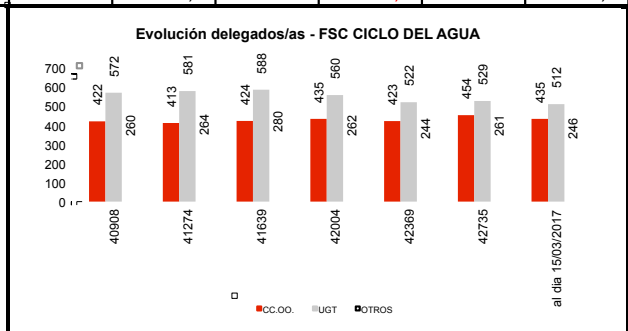
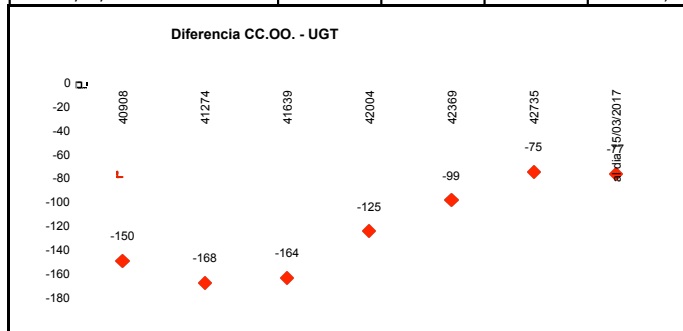


* Los datos están extraídos de SIC y, por ello, son dinámicos. Pese a sus posibles variaciones, no se modifican las conclusiones extraídas de los mismos.

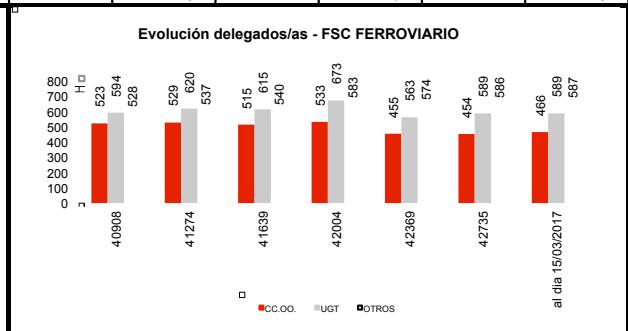
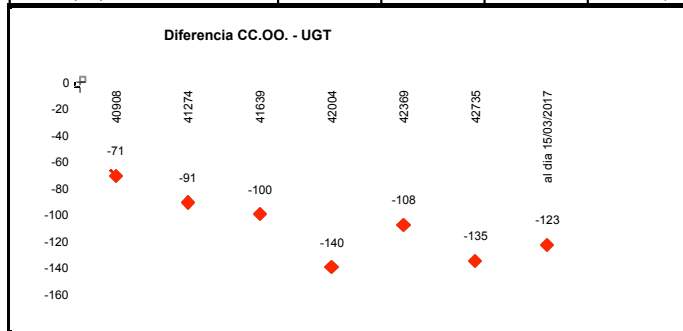
| CARRETERA | Totales | | CC.OO. | | UGT | | Diferencia CC.OO. - UGT | | Otros | | |
|-----------|-------------------|-------|--------|--------|-------|--------|-------------------------|--------|-------|--------|-------|
| | Fecha | Actas | Deleg. | Deleg. | % | Deleg. | % | Deleg. | % | Deleg. | % |
| | 31/12/11 | 4590 | 9875 | 3665 | 37,11 | 4207 | 42,6 | -542 | -5,49 | 2003 | 20,28 |
| | 31/12/12 | 4481 | 9526 | 3548 | 37,25 | 3986 | 41,84 | -438 | -4,6 | 1992 | 20,91 |
| | 31/12/13 | 4432 | 9323 | 3468 | 37,2 | 3872 | 41,53 | -404 | -4,33 | 1983 | 21,27 |
| | 31/12/14 | 4501 | 9387 | 3557 | 37,89 | 3959 | 42,18 | -402 | -4,28 | 1871 | 19,93 |
| | 31/12/15 | 3701 | 8663 | 3180 | 36,71 | 3462 | 39,96 | -282 | -3,26 | 2021 | 23,33 |
| | 31/12/16 | 3960 | 2705 | 780 | 28,84 | 749 | 27,69 | 31 | 1,15 | 1176 | 43,48 |
| | al día 15/03/2017 | 3995 | 9235 | 3439 | 37,24 | 3571 | 38,67 | -132 | -1,43 | 2225 | 24,09 |



| CICLO DEL AGUA | Totales | | CC.OO. | | UGT | | Diferencia CC.OO. - UGT | | Otros | | |
|----------------|-------------------|-------|--------|--------|-------|--------|-------------------------|--------|--------|--------|-------|
| | Fecha | Actas | Deleg. | Deleg. | % | Deleg. | % | Deleg. | % | Deleg. | % |
| | 31/12/11 | 534 | 1254 | 422 | 33,65 | 572 | 45,61 | -150 | -11,96 | 260 | 20,73 |
| | 31/12/12 | 544 | 1258 | 413 | 32,83 | 581 | 46,18 | -168 | -13,35 | 264 | 20,99 |
| | 31/12/13 | 560 | 1292 | 424 | 32,82 | 588 | 45,51 | -164 | -12,69 | 280 | 21,67 |
| | 31/12/14 | 548 | 1257 | 435 | 34,61 | 560 | 44,55 | -125 | -9,94 | 262 | 20,84 |
| | 31/12/15 | 488 | 1189 | 423 | 35,58 | 522 | 43,9 | -99 | -8,33 | 244 | 20,52 |
| | 31/12/16 | 524 | 1244 | 454 | 36,5 | 529 | 42,52 | -75 | -6,03 | 261 | 20,98 |
| | al día 15/03/2017 | 513 | 1193 | 435 | 36,46 | 512 | 42,92 | -77 | -6,45 | 246 | 20,62 |

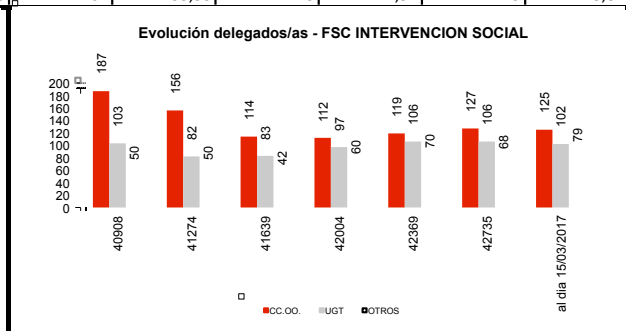
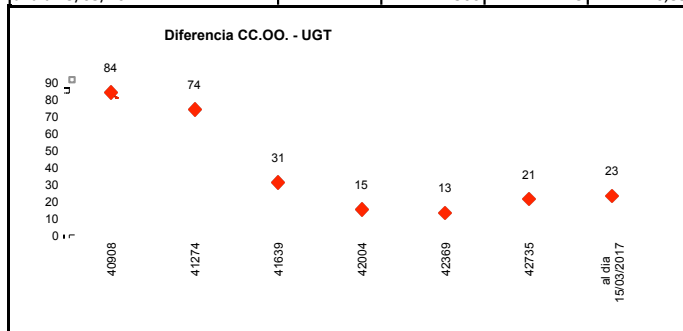


| FERROVIARIO | Totales | | CC.OO. | | UGT | | Diferencia CC.OO. - UGT | | Otros | | |
|-------------|-------------------|-------|--------|--------|-------|--------|-------------------------|--------|-------|--------|-------|
| | Fecha | Actas | Deleg. | Deleg. | % | Deleg. | % | Deleg. | % | Deleg. | % |
| | 31/12/11 | 419 | 1645 | 523 | 31,79 | 594 | 36,11 | -71 | -4,32 | 528 | 32,1 |
| | 31/12/12 | 460 | 1686 | 529 | 31,38 | 620 | 36,77 | -91 | -5,4 | 537 | 31,85 |
| | 31/12/13 | 480 | 1670 | 515 | 30,84 | 615 | 36,83 | -100 | -5,99 | 540 | 32,34 |
| | 31/12/14 | 578 | 1789 | 533 | 29,79 | 673 | 37,62 | -140 | -7,83 | 583 | 32,59 |
| | 31/12/15 | 454 | 1592 | 455 | 28,58 | 563 | 35,36 | -108 | -6,78 | 574 | 36,06 |
| | 31/12/16 | 513 | 1629 | 454 | 27,87 | 589 | 36,16 | -135 | -8,29 | 586 | 35,97 |
| | al día 15/03/2017 | 528 | 1642 | 466 | 28,38 | 589 | 35,87 | -123 | -7,49 | 587 | 35,75 |

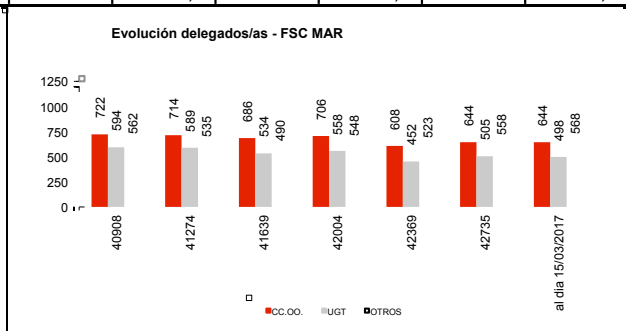
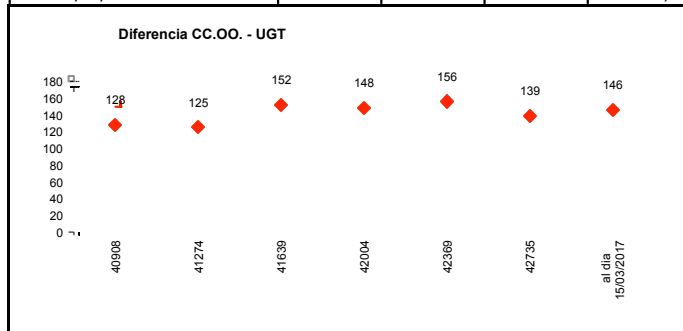


* Los datos están extraídos de SIC y, por ello, son dinámicos. Pese a sus posibles variaciones, no se modifican las conclusiones extraídas de los mismos.

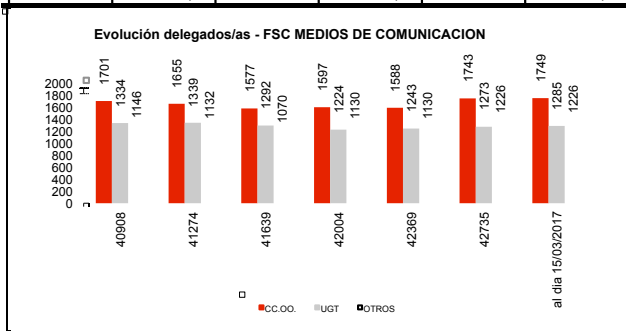
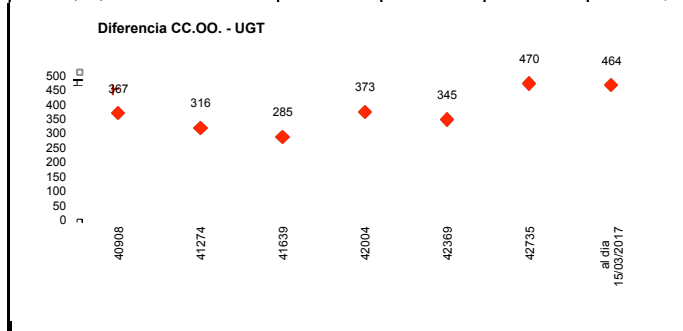
| INTERVENCIÓN SOCIAL | Totales | | CC.OO. | | UGT | | Diferencia CC.OO. - UGT | | Otros | | |
|---------------------|-------------------|-------|--------|--------|-------|--------|-------------------------|--------|-------|--------|-------|
| | Fecha | Actas | Deleg. | Deleg. | % | Deleg. | % | Deleg. | % | Deleg. | % |
| | 31/12/11 | 162 | 340 | 187 | 55 | 103 | 30,29 | 84 | 24,71 | 50 | 14,71 |
| | 31/12/12 | 137 | 288 | 156 | 54,17 | 82 | 28,47 | 74 | 25,69 | 50 | 17,36 |
| | 31/12/13 | 105 | 239 | 114 | 47,7 | 83 | 34,73 | 31 | 12,97 | 42 | 17,57 |
| | 31/12/14 | 109 | 269 | 112 | 41,64 | 97 | 36,06 | 15 | 5,58 | 60 | 22,3 |
| | 31/12/15 | 119 | 295 | 119 | 40,34 | 106 | 35,93 | 13 | 4,41 | 70 | 23,73 |
| | 31/12/16 | 134 | 301 | 127 | 42,19 | 106 | 35,22 | 21 | 6,98 | 68 | 22,59 |
| | al día 15/03/2017 | 144 | 306 | 125 | 40,85 | 102 | 33,33 | 23 | 7,52 | 79 | 25,82 |



| MAR | Totales | | CC.OO. | | UGT | | Diferencia CC.OO. - UGT | | Otros | | |
|-----|-------------------|-------|--------|--------|-------|--------|-------------------------|--------|-------|--------|-------|
| | Fecha | Actas | Deleg. | Deleg. | % | Deleg. | % | Deleg. | % | Deleg. | % |
| | 31/12/11 | 939 | 1878 | 722 | 38,45 | 594 | 31,63 | 128 | 6,82 | 562 | 29,93 |
| | 31/12/12 | 952 | 1838 | 714 | 38,85 | 589 | 32,05 | 125 | 6,8 | 535 | 29,11 |
| | 31/12/13 | 893 | 1710 | 686 | 40,12 | 534 | 31,23 | 152 | 8,89 | 490 | 28,65 |
| | 31/12/14 | 924 | 1812 | 706 | 38,96 | 558 | 30,79 | 148 | 8,17 | 548 | 30,24 |
| | 31/12/15 | 727 | 1583 | 608 | 38,41 | 452 | 28,55 | 156 | 9,85 | 523 | 33,04 |
| | 31/12/16 | 792 | 1707 | 644 | 37,73 | 505 | 29,58 | 139 | 8,14 | 558 | 32,69 |
| | al día 15/03/2017 | 789 | 1710 | 644 | 37,66 | 498 | 29,12 | 146 | 8,54 | 568 | 33,22 |

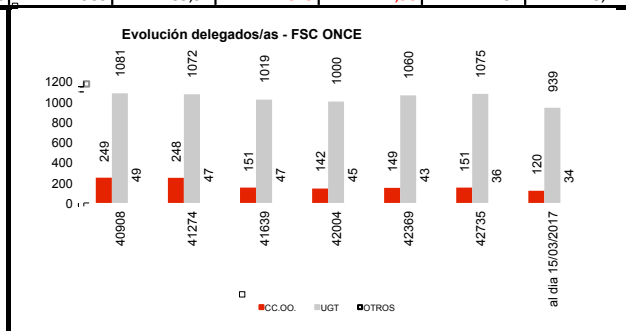
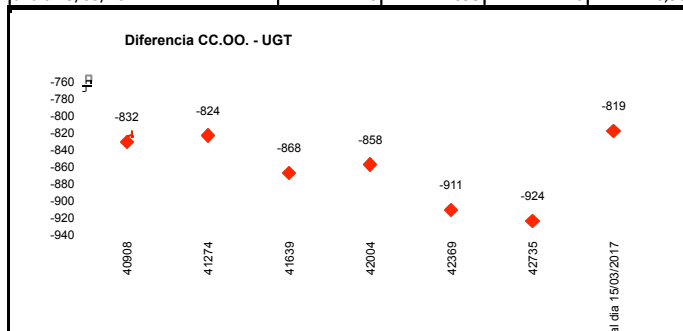


| MEDIOS DE COMUNICACIÓN | Totales | | CC.OO. | | UGT | | Diferencia CC.OO. - UGT | | Otros | | |
|------------------------|-------------------|-------|--------|--------|-------|--------|-------------------------|--------|-------|--------|-------|
| | Fecha | Actas | Deleg. | Deleg. | % | Deleg. | % | Deleg. | % | Deleg. | % |
| | 31/12/11 | 1807 | 4181 | 1701 | 40,68 | 1334 | 31,91 | 367 | 8,78 | 1146 | 27,41 |
| | 31/12/12 | 1750 | 4126 | 1655 | 40,11 | 1339 | 32,45 | 316 | 7,66 | 1132 | 27,44 |
| | 31/12/13 | 1715 | 3939 | 1577 | 40,04 | 1292 | 32,8 | 285 | 7,24 | 1070 | 27,16 |
| | 31/12/14 | 1703 | 3951 | 1597 | 40,42 | 1224 | 30,98 | 373 | 9,44 | 1130 | 28,6 |
| | 31/12/15 | 1646 | 3961 | 1588 | 40,09 | 1243 | 31,38 | 345 | 8,71 | 1130 | 28,53 |
| | 31/12/16 | 1760 | 4242 | 1743 | 41,09 | 1273 | 30,01 | 470 | 11,08 | 1226 | 28,9 |
| | al día 15/03/2017 | 1783 | 4260 | 1749 | 41,06 | 1285 | 30,16 | 464 | 10,89 | 1226 | 28,78 |

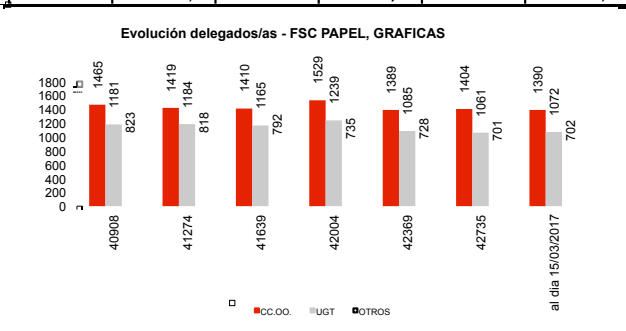
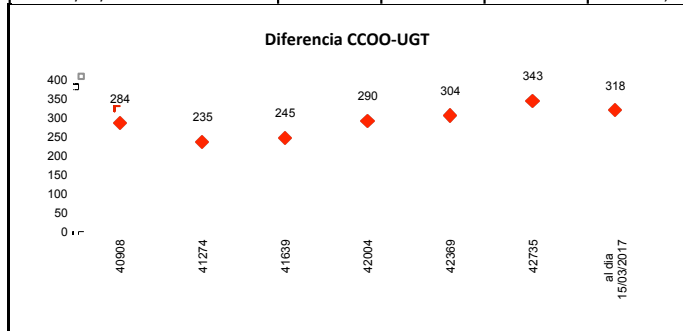


* Los datos están extraídos de SIC y, por ello, son dinámicos. Pese a sus posibles variaciones, no se modifican las conclusiones extraídas de los mismos.

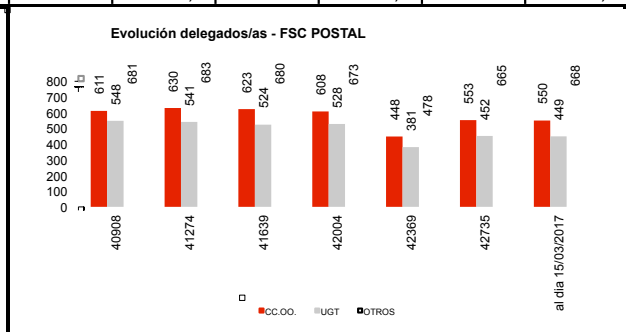
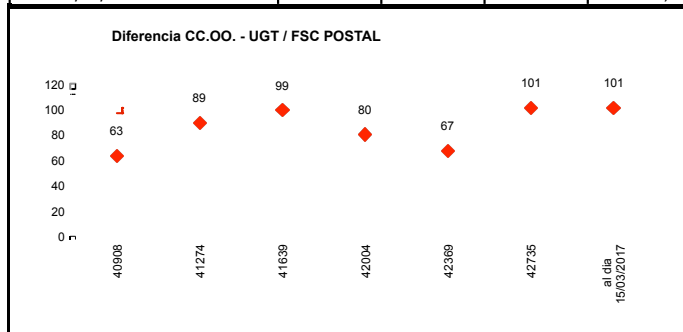
| ONCE | Totales | | CC.OO. | | UGT | | Diferencia CC.OO. - UGT | | Otros | | |
|------|-------------------|-------|--------|--------|-------|--------|-------------------------|--------|--------|--------|------|
| | Fecha | Actas | Deleg. | Deleg. | % | Deleg. | % | Deleg. | % | Deleg. | % |
| | 31/12/11 | 327 | 1379 | 249 | 18,06 | 1081 | 78,39 | -832 | -60,33 | 49 | 3,55 |
| | 31/12/12 | 360 | 1367 | 248 | 18,14 | 1072 | 78,42 | -824 | -60,28 | 47 | 3,44 |
| | 31/12/13 | 188 | 1217 | 151 | 12,41 | 1019 | 83,73 | -868 | -71,32 | 47 | 3,86 |
| | 31/12/14 | 230 | 1187 | 142 | 11,96 | 1000 | 84,25 | -858 | -72,28 | 45 | 3,79 |
| | 31/12/15 | 269 | 1252 | 149 | 11,9 | 1060 | 84,66 | -911 | -72,76 | 43 | 3,43 |
| | 31/12/16 | 324 | 1262 | 151 | 11,97 | 1075 | 85,18 | -924 | -73,22 | 36 | 2,85 |
| | al dia 15/03/2017 | 146 | 1093 | 120 | 10,98 | 939 | 85,91 | -819 | -74,93 | 34 | 3,11 |



| PAPEL, GRAFICAS Y FOTOGR | Totales | | CC.OO. | | UGT | | Diferencia CC.OO. - UGT | | Otros | | |
|--------------------------|-------------------|-------|--------|--------|-------|--------|-------------------------|--------|-------|--------|-------|
| | Fecha | Actas | Deleg. | Deleg. | % | Deleg. | % | Deleg. | % | Deleg. | % |
| | 31/12/11 | 1517 | 3469 | 1465 | 42,23 | 1181 | 34,04 | 284 | 8,19 | 823 | 23,72 |
| | 31/12/12 | 1485 | 3421 | 1419 | 41,48 | 1184 | 34,61 | 235 | 6,87 | 818 | 23,91 |
| | 31/12/13 | 1488 | 3367 | 1410 | 41,88 | 1165 | 34,6 | 245 | 7,28 | 792 | 23,52 |
| | 31/12/14 | 1504 | 3503 | 1529 | 43,65 | 1239 | 35,37 | 290 | 8,28 | 735 | 20,98 |
| | 31/12/15 | 1233 | 3202 | 1389 | 43,38 | 1085 | 33,89 | 304 | 9,49 | 728 | 22,74 |
| | 31/12/16 | 1215 | 3166 | 1404 | 44,35 | 1061 | 33,51 | 343 | 10,83 | 701 | 22,14 |
| | al dia 15/03/2017 | 1210 | 3164 | 1390 | 43,93 | 1072 | 33,88 | 318 | 10,05 | 702 | 22,19 |

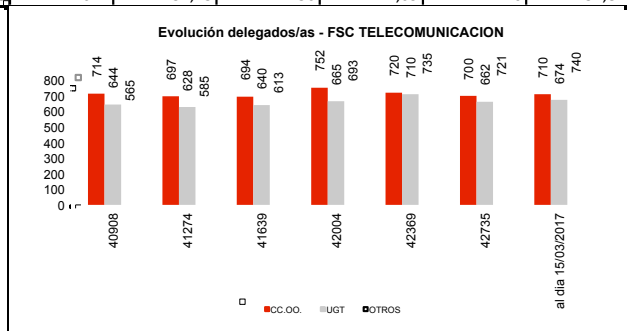
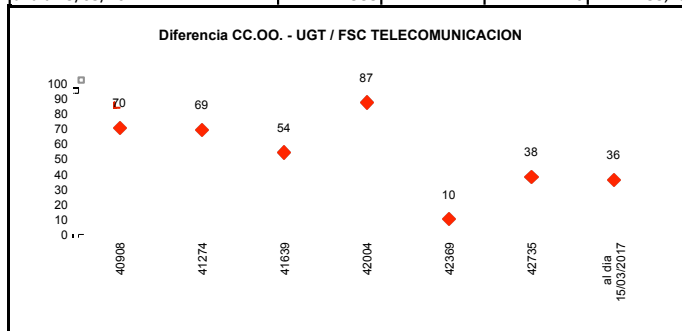


| POSTAL | Totales | | CC.OO. | | UGT | | Diferencia CC.OO. - UGT | | Otros | | |
|--------|-------------------|-------|--------|--------|-------|--------|-------------------------|--------|-------|--------|-------|
| | Fecha | Actas | Deleg. | Deleg. | % | Deleg. | % | Deleg. | % | Deleg. | % |
| | 31/12/11 | 347 | 1840 | 611 | 33,21 | 548 | 29,78 | 63 | 3,42 | 681 | 37,01 |
| | 31/12/12 | 352 | 1854 | 630 | 33,98 | 541 | 29,18 | 89 | 4,8 | 683 | 36,84 |
| | 31/12/13 | 352 | 1827 | 623 | 34,1 | 524 | 28,68 | 99 | 5,42 | 680 | 37,22 |
| | 31/12/14 | 370 | 1809 | 608 | 33,61 | 528 | 29,19 | 80 | 4,42 | 673 | 37,2 |
| | 31/12/15 | 274 | 1307 | 448 | 34,28 | 381 | 29,15 | 67 | 5,13 | 478 | 36,57 |
| | 31/12/16 | 337 | 1670 | 553 | 33,11 | 452 | 27,07 | 101 | 6,05 | 665 | 39,82 |
| | al dia 15/03/2017 | 345 | 1667 | 550 | 32,99 | 449 | 26,93 | 101 | 6,06 | 668 | 40,07 |

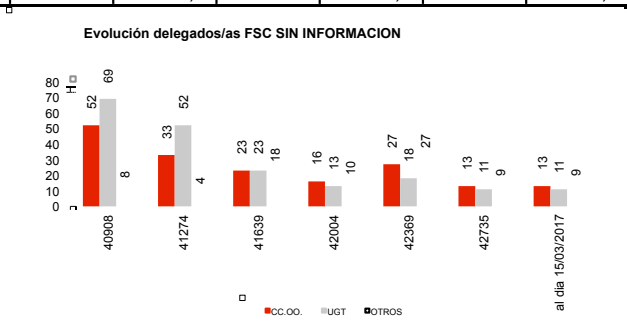
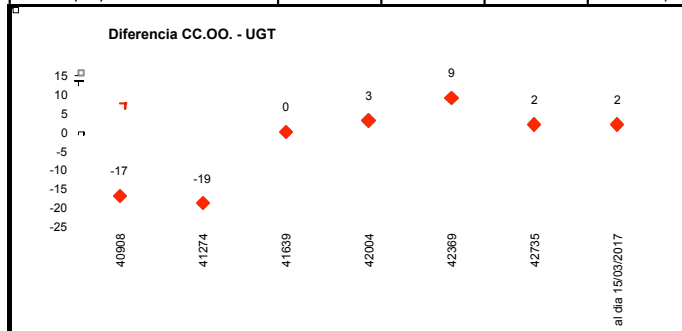


* Los datos están extraídos de SIC y, por ello, son dinámicos. Pese a sus posibles variaciones, no se modifican las conclusiones extraídas de los mismos.

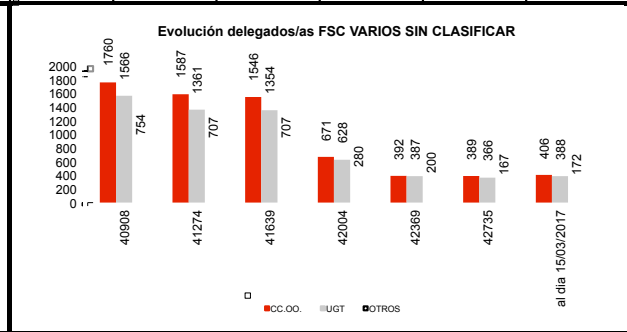
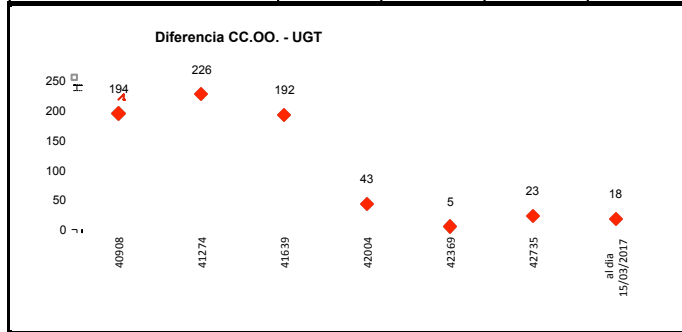
| TELECOMUNICACIONES | Totales | | CC.OO. | | UGT | | Diferencia CC.OO. - UGT | | Otros | | |
|--------------------|-------------------|-------|--------|--------|-------|--------|-------------------------|--------|-------|--------|-------|
| | Fecha | Actas | Deleg. | Deleg. | % | Deleg. | % | Deleg. | % | Deleg. | % |
| | 31/12/11 | 489 | 1923 | 714 | 37,13 | 644 | 33,49 | 70 | 3,64 | 565 | 29,38 |
| | 31/12/12 | 496 | 1910 | 697 | 36,49 | 628 | 32,88 | 69 | 3,61 | 585 | 30,63 |
| | 31/12/13 | 555 | 1947 | 694 | 35,64 | 640 | 32,87 | 54 | 2,77 | 613 | 31,48 |
| | 31/12/14 | 645 | 2110 | 752 | 35,64 | 665 | 31,52 | 87 | 4,12 | 693 | 32,84 |
| | 31/12/15 | 538 | 2165 | 720 | 33,26 | 710 | 32,79 | 10 | 0,46 | 735 | 33,95 |
| | 31/12/16 | 584 | 2083 | 700 | 33,61 | 662 | 31,78 | 38 | 1,82 | 721 | 34,61 |
| | al día 15/03/2017 | 588 | 2124 | 710 | 33,43 | 674 | 31,73 | 36 | 1,69 | 740 | 34,84 |



| SIN INFORMACION | Totales | | CC.OO. | | UGT | | Diferencia CC.OO. - UGT | | Otros | | |
|-----------------|-------------------|-------|--------|--------|-------|--------|-------------------------|--------|--------|--------|-------|
| | Fecha | Actas | Deleg. | Deleg. | % | Deleg. | % | Deleg. | % | Deleg. | % |
| | 31/12/11 | 81 | 129 | 52 | 40,31 | 69 | 53,49 | -17 | -13,18 | 8 | 6,2 |
| | 31/12/12 | 61 | 89 | 33 | 37,08 | 52 | 58,43 | -19 | -21,35 | 4 | 4,49 |
| | 31/12/13 | 30 | 64 | 23 | 35,94 | 23 | 35,94 | 0 | 0 | 18 | 28,12 |
| | 31/12/14 | 21 | 39 | 16 | 41,03 | 13 | 33,33 | 3 | 7,69 | 10 | 25,64 |
| | 31/12/15 | 32 | 72 | 27 | 37,5 | 18 | 25 | 9 | 12,5 | 27 | 37,5 |
| | 31/12/16 | 18 | 33 | 13 | 39,39 | 11 | 33,33 | 2 | 6,06 | 9 | 27,27 |
| | al día 15/03/2017 | 18 | 33 | 13 | 39,39 | 11 | 33,33 | 2 | 6,06 | 9 | 27,27 |

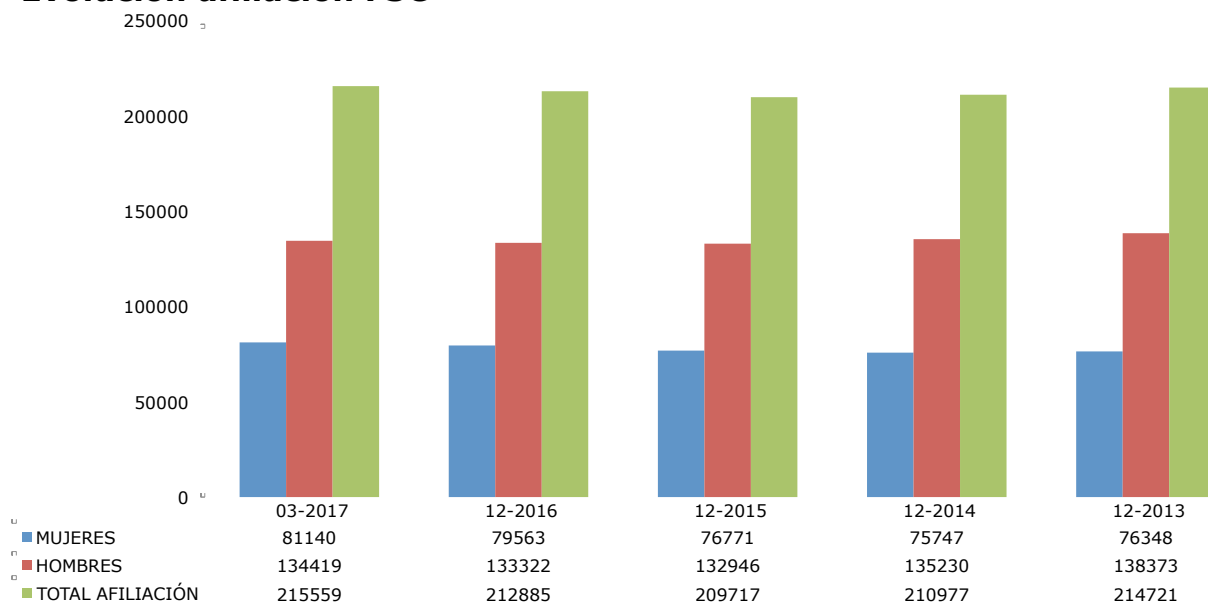


| VARIOS SIN CLASIFICAR | Totales | | CC.OO. | | UGT | | Diferencia CC.OO. - UGT | | Otros | | |
|-----------------------|-------------------|-------|--------|--------|-------|--------|-------------------------|--------|-------|--------|-------|
| | Fecha | Actas | Deleg. | Deleg. | % | Deleg. | % | Deleg. | % | Deleg. | % |
| | 31/12/11 | 1644 | 4080 | 1760 | 43,14 | 1566 | 38,38 | 194 | 4,75 | 754 | 18,48 |
| | 31/12/12 | 1540 | 3655 | 1587 | 43,42 | 1361 | 37,24 | 226 | 6,18 | 707 | 19,34 |
| | 31/12/13 | 1571 | 3607 | 1546 | 42,86 | 1354 | 37,54 | 192 | 5,32 | 707 | 19,6 |
| | 31/12/14 | 691 | 1579 | 671 | 42,5 | 628 | 39,77 | 43 | 2,72 | 280 | 17,73 |
| | 31/12/15 | 389 | 979 | 392 | 40,04 | 387 | 39,53 | 5 | 0,51 | 200 | 20,43 |
| | 31/12/16 | 323 | 922 | 389 | 42,19 | 366 | 39,7 | 23 | 2,49 | 167 | 18,11 |
| | al día 15/03/2017 | 329 | 966 | 406 | 42,03 | 388 | 40,17 | 18 | 1,86 | 172 | 17,81 |

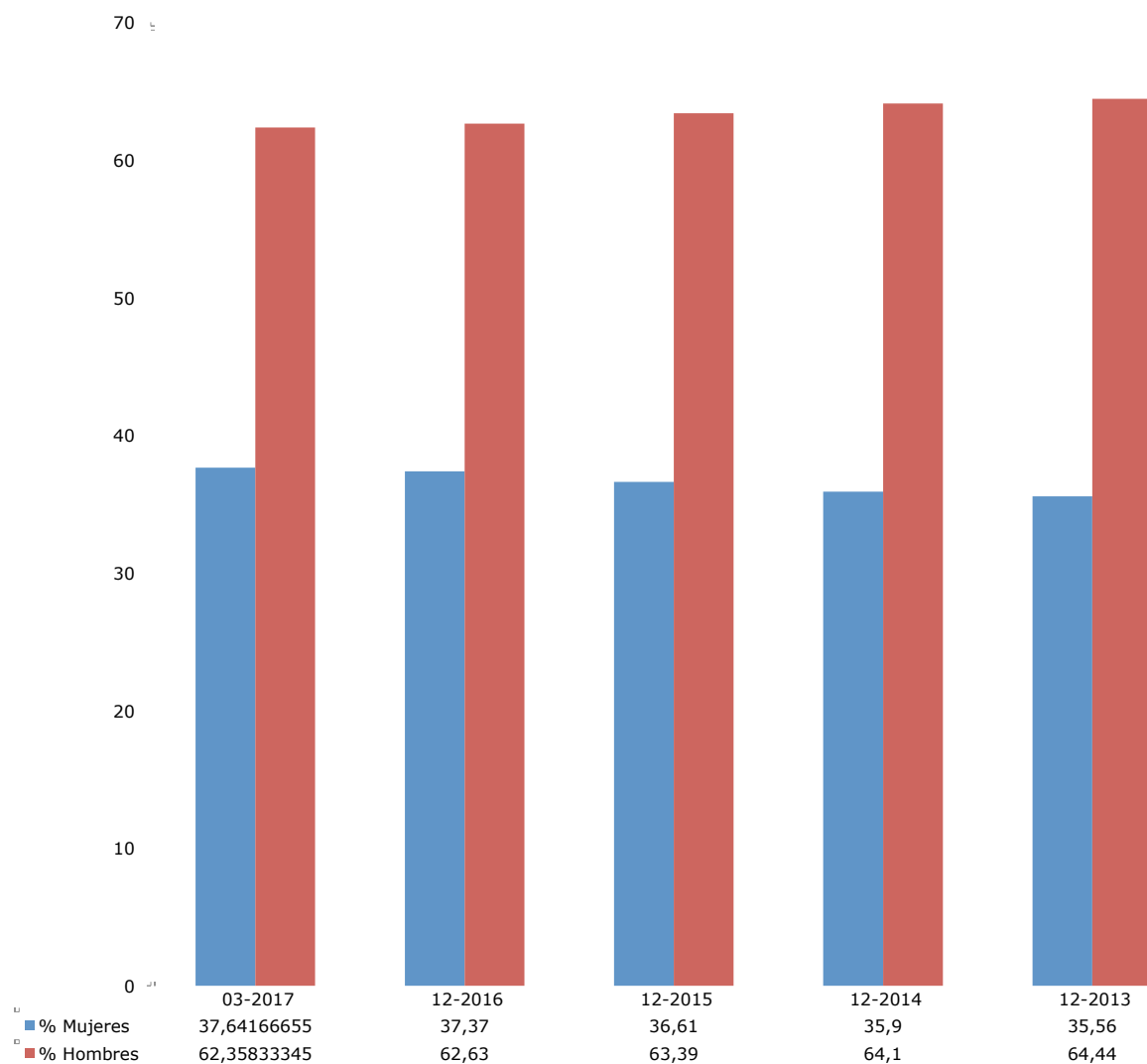


* Los datos están extraídos de SIC y, por ello, son dinámicos. Pese a sus posibles variaciones, no se modifican las conclusiones extraídas de los mismos.

Evolución afiliación FSC



% Afiliación FSC- GÉNERO



Informe general, aprobado el 3 de mayo de 2017 - 3er Congreso FSC-CCOO

| ALTAS | | 2013-12 a 2017-03 | |
|-------------|-----------------------------|-------------------|--------|
| | | 53.062 | 100% |
| SEXO | HOMBRES | 30.091 | 56,71% |
| | MUJERES | 22.971 | 43,29% |
| EDAD | SIN INFORMACION | 0 | |
| | HASTA 29 AÑOS | 5.754 | 10,84% |
| | 30 a 44 AÑOS | 22.442 | 42,29% |
| | 45 A 59 AÑOS | 18.966 | 35,74% |
| | 60 A 64 AÑOS | 1.948 | 3,67% |
| | 65 AÑOS ó MAS | 3.952 | 7,45% |
| F.COBRO | BANCO | 41.181 | 77,61% |
| | MANO | 1.174 | 2,21% |
| | NOMINA | 10.707 | 20,18% |
| TIPO CUOTA | Cuota S | 5.750 | 10,84% |
| | Cuota D | 190 | 0,36% |
| | Cuota E | 10.592 | 19,96% |
| | Cuota G | 24.308 | 45,81% |
| | Cuota V | 12.214 | 23,02% |
| | Cuota M | 8 | 0,02% |
| MOTIVO ALTA | AFINIDAD POLITICO-SINDICAL | 1.296 | 2,44% |
| | ANTERIOR SIMPATIZANTE | 162 | 0,31% |
| | ANTERIOR VINCULADO | 435 | 0,82% |
| | ASESORIA JURIDICA | 1.212 | 2,28% |
| | ASESORIA SINDICAL | 8.383 | 15,80% |
| | CITE | 17 | 0,03% |
| | CURSO FORMACION | 3.488 | 6,57% |
| | DEMANDA SERVICIAL | 984 | 1,85% |
| | PARTICIPACION EE.SS | 355 | 0,67% |
| | PROCEDE DE OTROS SINDICATOS | 782 | 1,47% |
| | SERVICIOS PARA EL EMPLEO | 34 | 0,06% |
| | SIN INFORMACION | 26.804 | 50,51% |
| | SOPORTE NOMINA | 1.281 | 2,41% |
| | TRABAJADOR CCOO-FOREM | 1 | 0,00% |
| | VITRA VIVIENDAS CC.OO. | 0 | |

| | | | |
|-------------|------------------------------|--------|--------|
| ORIGEN ALTA | A TRAVES DE INTERNET | 3.061 | 5,77% |
| | A TRAVES DEL DELEGADO | 9.522 | 17,95% |
| | CAMPAÑAS IRPF | 0 | |
| | DIRECTA EN LOCAL SINDICAL | 30.749 | 57,95% |
| | EQUIPO DE EE.SS. | 137 | 0,26% |
| | OFICINA MOVIL CCOO | 4 | 0,01% |
| | POR CORRESPONDENCIA | 18 | 0,03% |
| | POR TELEFONO | 100 | 0,19% |
| | POR VISITA CENTRO DE TRABAJO | 720 | 1,36% |
| | SIN INFORMACION | 8.747 | 16,48% |
| | SIN INFORMACION HISTORICA | 4 | 0,01% |
| | PAIS | ESPAÑA | 50.738 |
| EXTRANJERO | | 2.324 | 4,38% |

| BAJAS | | 2013-12 a 2017-03 | |
|------------------------------|--|----------------------|--------|
| | | 71.633 | 100% |
| SEXO | HOMBRES | 45.302 | 63,24% |
| | MUJERES | 26.331 | 36,76% |
| EDAD | SIN INFORMACION | 0 | |
| | HASTA 29 AÑOS | 5.611 | 7,83% |
| | 30 a 44 AÑOS | 20.459 | 28,56% |
| | 45 A 59 AÑOS | 26.282 | 36,69% |
| | 60 A 64 AÑOS | 6.356 | 8,87% |
| | 65 AÑOS ó MAS | 12.925 | 18,04% |
| F.COBRO | BANCO | 50.068 | 69,90% |
| | MANO | 1.168 | 1,63% |
| | NOMINA | 20.397 | 28,47% |
| TIPO CUOTA | Cuota S | 1.597 | 2,23% |
| | Cuota D | 1.636 | 2,28% |
| | Cuota E | 14.077 | 19,65% |
| | Cuota G | 37.532 | 52,39% |
| | Cuota V | 16.779 | 23,42% |
| | Cuota M | 12 | 0,02% |
| MOTIVO BAJA | ALTA COYUNTURAL, INTERES PROPIO | 2.613 | 3,65% |
| | CAMBIO DE RESIDENCIA | 566 | 0,79% |
| | CAMBIO DE SINDICATO | 1.309 | 1,83% |
| | ECONOMICAS / DESEMPLEO / ENFERMEDAD | 8.901 | 12,43% |
| | EE.SS OTRA CANDIDATURA | 85 | 0,12% |
| | ERROR EN ENTRADA DE DATOS | 3 | 0,00% |
| | ERRORES ADMINISTRATIVOS | 56 | 0,08% |
| | FALLECIMIENTO | 823 | 1,15% |
| | FALTA DE UTILIDAD | 1.903 | 2,66% |
| | IMPAGO | 13.339 | 18,62% |
| | JUBILACION, PREJUBILACION | 4.132 | 5,77% |
| | NEGOCIO PROPIO-AUTONOMO | 420 | 0,59% |
| | POLITICO SINDICALES | 1.087 | 1,52% |
| | PROBLEM. CON LOS SERVICIOS/FIN FORMACION | 845 | 1,18% |
| | PROBLEMAS CON SERVICIOS JURIDICOS | 403 | 0,56% |
| | PROBLEMAS SEC. SINDICAL O DELEGADOS | 925 | 1,29% |
| | RECUPERACION FALLIDA | 0 | |
| | SANCION | 76 | 0,11% |
| | SIN RESPUESTA O MOTIVO | 34.121 | 47,63% |
| | ORIGEN ALTA | A TRAVES DE INTERNET | 2.701 |
| A TRAVES DEL DELEGADO | | 18.377 | 25,65% |
| CAMPAÑAS IRPF | | 9 | 0,01% |
| DIRECTA EN LOCAL SINDICAL | | 25.248 | 35,25% |
| EQUIPO DE EE.SS. | | 101 | 0,14% |
| OFICINA MOVIL CCOO | | 6 | 0,01% |
| POR CORRESPONDENCIA | | 36 | 0,05% |
| POR TELEFONO | | 184 | 0,26% |
| POR VISITA CENTRO DE TRABAJO | | 939 | 1,31% |
| SIN INFORMACION | | 13.672 | 19,09% |
| SIN INFORMACION HISTORICA | | 10.360 | 14,46% |
| PAIS | | ESPAÑA | 68.744 |
| | EXTRANJERO | 2.889 | 4,03% |